

SLINGSHOT |   
2020 **WAKE**



# THE BRAND

Our mission at Slingshot Sports is to get you geared-up and stoked for your adventures in the great outdoors. To us, getting you out on the water and enjoying the ride is what matters most.

Since 1999 Slingshot Sports has been an industry trailblazer; we've never shied away from dreaming big, thinking radically and taking risks to create innovative new concepts, many of which have become industry norms over the years.

Slingshot is lucky to have a super talented group of riders, engineers, artists and craftsmen who take seriously and thoroughly enjoy their jobs. We are working tirelessly on our end so you can play tirelessly on yours, and it's that concept that drives us forward as we approach two decades of designing and perfecting what we take pride in calling the best gear on the market.

Our greatest pleasure is in knowing we create products that enrich people's lives and connect them to nature and the elements. And with that in mind, we say to you, GEAR UP AND ENJOY THE RIDE!

WAKE



NEW

# 2020 SPACE MOB

Designed exclusively for the cable, this R & D project dates all the way back to the space race and moon landings. After years of being sworn to secrecy, the International Extraterrestrial Coalition (I.E.C.) has finally blessed the first public offering of the Space Mob boots. They're simple to get in and out of and offer the most support and tunability in our boot line-up, thanks to Slingshot's innovative Gummy Strap closure system and the optional secondary tongue support. These boots won't buy you a seat on the next Mars mission, but they'll certainly get you to the front of the line!





NEW

# SPACE MOB

MEN'S SIZES: 6-13 | SKU 120442

## WHY YOU'LL LOVE THE SPACE MOB

The best park boot in the game, designed and ridden by the most progressive park riders in the world.

**Package includes:** Space Mob Boots, M6 Mounting Hardware, Removable Liners, Removable Tongue, Secondary Colorway Gummy Straps

## TECH CHART

## SPACE MOB TECH

US	EUR	UK	CM
6	38	5.5	24.5
7	39	6.5	25
8	41	7.5	26
9	43	8.5	26.5
10	44	9.5	27
11	45	10.5	28
12	46	11.5	28.5
13	47	12.5	29

# SPACE MOB

## TECHNICAL FEATURES

1

### **NEW Laceable Liners**

We've gone full blown "hesh mode" on the 2020 Space Mob liner, using a high strength traditional shoe style lace closure system to secure the liners to riders feet. Since riders tend to spend the majority of their days rocking the inner liner, we wanted a foolproof closure that doesn't get in the way or complicate things.

2

### **Tri-Zone Closure**

Upper, middle, and lower zones can be customized using our signature Gummy Straps to deliver the EXACT fit riders are looking for. Some like them tight at the bottom, others like them tight at the top, then there are those who ride them all FULLY CRANKED. The Choice is yours...

3

### **Removable Liners**

No shoes no service? We've got you covered with the Space Mob removable / walkable liners. Great for those who are frequently in and out of the straps and having to travel long distances by foot, the triple density soles help protect your feet from the elements and make entry / exit into the boots even faster.

4

### **Removable Tongue**

Removable tongues come installed in the Space Mob boots and provide additional support and stiffness for the rider seeking additional stability from their boots. When removed from the shell (velcro connection) the boot becomes more free and flexible - the preferred fit for most of the Space Mob Crew.

5

### **Interchangeable Gummy Straps (secondary colorway included)**

Finally, a simple and effective solution to a problem that has afflicted wakeboarding boots since the very beginning. Slingshot's "Gummy Straps" are a revolutionary closure system that utilizes super strong, high-tension Thermoplastic Polyurethane (TPU) to cinch your boots tight. No more loosening over time, no more Velcro, no more cumbersome closure systems: Gummy Straps stretch when you fasten them, then squeeze your boots tight as you ride. Gummy Straps are easily interchangeable and each boot comes with two sets of colors so you can customize your style.

6

### **Direct Connect Soles**

Base plates are a thing of the past. Slingshot's direct-connect soles reduce the footprint of the boot and allows the board to flex more efficiently underfoot. With a direct connection to the deck, the reaction time of the board is immediate when you engage on your toes or heels to set an edge. This increases rider feel and control and improves the overall connection to your board.

7

### **Integrated J-Bars**

Located in the heels of each Slingshot boot liner, these built in J bars "embrace" the achilles with love and affection, increasing comfort and helping to lock the heel into position for the most secure fit.

8

### **Ultralight K9 Mounting System**

Continued for 2020, Slingshot's K9 mounting system provides a solid connection to your board, eliminates heel/toe lift and provides fully customizable mounting options so you can set your stance exactly the way you want it.

9

### **Forged Aluminum Track**

Heavy Boots are a thing of the past. Slingshot's new forged aluminum track is stronger and lighter than our tracks in previous years. This means a lighter overall setup weight. Lighter & stronger? You really can't beat that.



# 2020 RAD

We've come a long way since Day 1, and so has the RAD. This boot is lighter, lower profile, higher performance and also far more flattering for calves. This boot is the flagship boot in our line, built for all styles of riding. With features like a Dual-Zone-Closure system, Direct-Connect Base System and elegant but bomber build, it's highly likely that you get RAD session after session.





# RAD

MEN'S SIZES: 4-13 | SKU 120445

## WHY YOU'LL LOVE THE RAD

With a decade of R&D, the RAD boot is everything you need and nothing you don't. Built for cable and boat riders alike.

**Package includes:** RAD Boots, M6 Mounting Hardware, Secondary Colorway Gummy Straps

### TECH CHART

## RAD TECH

US	EUR	UK	CM
4	35.5	3.5	23
5	37	4.5	24
6	38	5.5	24.5
7	39	6.5	25
8	41	7.5	26
9	43	8.5	26.5
10	44	9.5	27
11	45	10.5	28
12	46	11.5	28.5
13	47	12.5	29

# RAD

## TECHNICAL FEATURES

1

### **Dual Zone Closure System**

A laced Lower section combines with our Signature HHD system to secure the bottom half of the boot, while the gummy strap on top allows riders to customize the fit around their ankles. All shapes and sizes are welcome, just please, clip those nails every few months.

2

### **HHD System / Heel Hold Down System**

Slingshot's HHD (Heel Hold Down System) integrates with the lower lacing zone, engulfing the heel with support from all angles as the lower zone is pulled tight, increasing comfort and providing a more secure fit.

3

### **Interchangeable Gummy Straps (secondary coloway included)**

Finally, a simple and effective solution to a problem that has afflicted wakeboarding boots since the very beginning. Slingshot's "Gummy Straps" are a revolutionary closure system that utilizes super strong, high-tension Thermoplastic Polyurethane (TPU) to cinch your boots tight. No more loosening over time, no more Velcro, no more cumbersome closure systems: Gummy Straps stretch when you fasten them, then squeeze your boots tight as you ride. Gummy Straps are easily interchangeable and each boot comes with two sets of colors so you can customize your style.

4

### **Forged Aluminum Track**

Heavy Boots are a thing of the past. Slingshot's new forged aluminum track is stronger and lighter than our tracks in previous years. This means a lighter overall setup weight. Lighter & stronger? You really can't beat that.

5

### **Direct-Connect Soles**

Base plates are a thing of the past. Slingshot's direct-connect soles reduce the footprint of the boot and allows the board to flex more efficiently underfoot. With a direct connection to the deck, the reaction time of the board is immediate when you engage on your toes or heels to set an edge. This increases rider feel and control and improves the overall connection to your board.

6

### **Ultralight K9 Mounting System**

Continued for 2020, Slingshot's K9 mounting system provides a solid connection to your board, eliminates heel/toe lift and provides fully customizable mounting options so you can set your stance exactly the way you want it.



3

1

2

6

4

5

# 2020 KTV

The KTV is the simplest high-performance boot in the Slingshot lineup. No liners to lose and no laces to fiddle with ... Just a simple boot that rises to the occasion in all riding conditions and locations. You'll be in and out of the board in a flash thanks to the Gummy Strap closure system, which is simple, effective and reliable. As an added bonus, gummy straps can be swapped out for different color combinations (secondary colorway included) to add a personal "flare" to your setup. The KTV's direct connect soles deliver all the right feels on top of the board, giving you the confidence you need to take your steeze to the next level!





# KTV

MEN'S SIZES: 6-13 | SKU 120443

## WHY YOU'LL LOVE THE KTV

The KTV is ideal for the “keep it simple” folks who want the best performance with the least amount of hassle.

---

**Package includes:** KTV Boots, M6 Mounting Hardware, Secondary Colorway Gummy Straps

## TECH CHART

## KTV TECH

US	EUR	UK	CM
6	38	5.5	24.5
7	39	6.5	25
8	41	7.5	26
9	43	8.5	26.5
10	44	9.5	27
11	45	10.5	28
12	46	11.5	28.5
13	47	12.5	29

# KTV

## TECHNICAL FEATURES

1

### **Tri-Zone Closure**

Upper, middle, and lower zones can be customized using our signature Gummy Straps to deliver the EXACT fit riders are looking for. Some like them tight at the bottom, others like them tight at the top, then there are those who ride them all FULLY CRANKED. The Choice is yours...

2

### **Interchangeable Gummy Straps (secondary colorway included)**

Finally, a simple and effective solution to a problem that has afflicted wakeboarding boots since the very beginning. Slingshot's "Gummy Straps" are a revolutionary closure system that utilizes super strong, high-tension Thermoplastic Polyurethane (TPU) to cinch your boots tight. No more loosening over time, no more Velcro, no more cumbersome closure systems: Gummy Straps stretch when you fasten them, then squeeze your boots tight as you ride. Gummy Straps are easily interchangeable and each boot comes with two sets of colors so you can customize your style.

3

### **Direct Connect Soles**

Base plates are a thing of the past. Slingshot's direct-connect soles reduce the footprint of the boot and allows the board to flex more efficiently underfoot. With a direct connection to the deck, the reaction time of the board is immediate when you engage on your toes or heels to set an edge. This increases rider feel and control and improves the overall connection to your board.

4

### **Integrated J-Bars**

Located in the heels of each Slingshot boot liner, these built in J bars "embrace" the achilles with love and affection, increasing comfort and helping to lock the heel into position for the most secure fit.

5

### **Ultralight K9 Mounting System**

Continued for 2020, Slingshot's K9 mounting system provides a solid connection to your board, eliminates heel/toe lift and provides fully customizable mounting options so you can set your stance exactly the way you want it.

6

### **Forged Aluminum Track**

Heavy Boots are a thing of the past. Slingshot's new forged aluminum track is stronger and lighter than our tracks in previous years. This means a lighter overall setup weight. Lighter & stronger? You really can't beat that.



# 2020 JEWEL

We won't lie, here at Slingshot we've got a thing for feet, and with more ladies in wakeboarding now than ever before, it's only right that we treat those toes with the utmost respect. Sliding into a pair of 2020 Jewels is almost as satisfying as wearing a new pair of socks every day of the week, except the Jewels allow you to jump much higher. With a combo of a lace-up lower and Gummy Strap upper, riders can be sure they'll get the snug and comfortable fit and support they need to ride with confidence each and every session.





# JEWEL

WOMEN'S SIZES: 6-10 | SKU 120444

## WHY YOU'LL LOVE THE JEWEL

The Jewel is a low profile, high performance, no BS boot for the girl who's #1 concern is comfort and performance. It's everything you need and nothing you don't.

---

**Package includes:** Jewel Boots, M6 Mounting Hardware, Secondary Colorway Gummy Straps

## TECH CHART

## JEWEL TECH

US	EUR	UK	CM
6	36	3.5	23.5
7	37.5	4.5	24
8	38.5	5.5	25
9	40	6.5	25.5
10	42	7.5	26

# JEWEL

## TECHNICAL FEATURES

1

### **Dual Zone Closure System**

A laced Lower section combines with our Signature HHD system to secure the bottom half of the boot, while the gummy strap on top allows riders to customize the fit around their ankles. All shapes and sizes are welcome, just please, clip those nails every few months.

2

### **HHD System / Heel Hold Down System**

Slingshot's HHD (Heel Hold Down System) integrates with the lower lacing zone, engulfing the heel with support from all angles as the lower zone is pulled tight, increasing comfort and providing a more secure fit.

3

### **Interchangeable Gummy Straps (secondary colorway included)**

Finally, a simple and effective solution to a problem that has afflicted wakeboarding boots since the very beginning. Slingshot's "Gummy Straps" are a revolutionary closure system that utilizes super strong, high-tension Thermoplastic Polyurethane (TPU) to cinch your boots tight. No more loosening over time, no more Velcro, no more cumbersome closure systems: Gummy Straps stretch when you fasten them, then squeeze your boots tight as you ride. Gummy Straps are easily interchangeable and each boot comes with two sets of colors so you can customize your style.

4

### **Forged Aluminum Track**

Heavy Boots are a thing of the past. Slingshot's new forged aluminum track is stronger and lighter than our tracks in previous years. This means a lighter overall setup weight. Lighter & stronger? You really can't beat that.

5

### **Direct-Connect Soles**

Base plates are a thing of the past. Slingshot's direct-connect soles reduce the footprint of the boot and allows the board to flex more efficiently underfoot. With a direct connection to the deck, the reaction time of the board is immediate when you engage on your toes or heels to set an edge. This increases rider feel and control and improves the overall connection to your board.

6

### **Ultralight K9 Mounting System**

Continued for 2020, Slingshot's K9 mounting system provides a solid connection to your board, eliminates heel/toe lift and provides fully customizable mounting options so you can set your stance exactly the way you want it.



# 2020 OPTION

The Option boot is the perfect blend of high-end design influence and entry-level functionality and value. It's a boot that can be shared amongst several riders thanks to the open toe design, while the Gummy Strap closure provides the comfort, performance and support of a full-function closed toe boot. The Option's tri-zone closure allows for a customizable fit between different riders and allows for comfortable use across a larger range of shoe sizes.





# OPTION

WOMEN'S AND MEN'S SIZES: S/M // M/L // L/XL | SKU 120446

## WHY YOU'LL LOVE THE OPTION

The option is the highest-performance open-toe boot on the market - a great entry into your full-blown wake addiction!

*Package includes:* Option boots, M6 Mounting Hardware, Secondary Colorway Gummy Straps

### TECH CHART

## OPTION TECH (WOMEN'S)

	US	EUR	UK	CM
S-M	6-9	36-40	3.5-6.5	22-26
M-L	10-12	41.5-44	7.5-9.5	26-27
L-XL	13+	45+	10.5+	28+

## OPTION TECH (MEN'S)

	US	EUR	UK	CM
S-M	4-7	35.5-39	3.5-6.5	22-26
M-L	8-10	41-44	7.5-9.5	26-27
L-XL	11+	45+	10.5+	28+

# OPTION

## TECHNICAL FEATURES

1

### **Classic Open Toe Design**

Open toe boots are great when looking to share gear between riders. Some feet are bigger, others are smaller, and the open toe is accommodating for all...

2

### **Tri-Zone Closure**

Upper, middle, and lower zones can be customized using our signature Gummy Straps to deliver the EXACT fit riders are looking for. Some like them tight at the bottom, others like them tight at the top, then there are those who ride them all FULLY CRANKED. The Choice is yours...

3

### **Interchangeable Gummy Straps (secondary colorway included)**

Finally, a simple and effective solution to a problem that has afflicted wakeboarding boots since the very beginning. Slingshot's "Gummy Straps" are a revolutionary closure system that utilizes super strong, high-tension Thermoplastic Polyurethane (TPU) to cinch your boots tight. No more loosening over time, no more Velcro, no more cumbersome closure systems: Gummy Straps stretch when you fasten them, then squeeze your boots tight as you ride. Gummy Straps are easily interchangeable and each boot comes with two sets of colors so you can customize your style.

4

### **Bottomless Base System**

The bottomless base system places the toes and heels of the internal liners DIRECTLY onto the surface of the board, giving riders the most "connected" feel to the board as well as the most immediate reaction of the board when initiating toe and heel pressure.

5

### **Integrated J-Bars**

Located in the heels of each Slingshot boot liner, these built in J bars "embrace" the achilles with love and affection, increasing comfort and helping to lock the heel into position for the most secure fit.

6

### **3D Molded Tongue**

The 3d molded tongue is all about comfort and fit, meaning it fits the contours of your ankles the first time, eliminating the need to "break them in".



**NEW**

# 2020 GROM

All NEW for 2020! We were tired not having a dedicated boot to compliment our top-notch super grom board, so we built a full blown version specially for the young rippers in our fan club! Designed as a smaller version of our Option boot, the Grom comes with a simple three-zone hook and loop closure to allow for a custom fit and to make strapping in and out quick and easy.





NEW

# GROM

YOUTH SIZES: 1-3 | SKU 120447001

## WHY YOU'LL LOVE THE GROM

No more loosey-goosey boots you have to wait three seasons to grow into ... The Grom is a shrunk-down version of our proven "option" boot, and thanks to its open toe design, feet have room to grow for at least a season or two before it's time for something bigger.

---

**Package includes:** Grom Boots, M6 Mounting Hardware

## TECH CHART

## GROM TECH (KID'S)

US	EUR	UK	CM
1-3	33-35.5	13-2	19-21

# GROM

## TECHNICAL FEATURES

1

### **Classic Open Toe Design**

Open toe boots are a great option when looking to share gear between various riders. Some feet are bigger, others are smaller, and the open toe is more accommodating for all.

2

### **Tri-Zone Closure**

Upper, middle, and lower zones can be customized using our straps to deliver the EXACT fit riders are looking for. Some like them tight at the bottom, others like them tight at the top, then there are those who ride them all FULLY CRANKED. The Choice is yours.

3

### **Bottomless Base System**

The bottomless base system places the toes and heels of the internal liners DIRECTLY onto the surface of the board, giving riders the most “connected” feel to the board as well as the most immediate reaction of the board when initiating toe and heel pressure.

4

### **Integrated J-Bars**

Located in the heels of each Slingshot boot liner, these built in J bars “embrace” the achilles with love and affection, increasing comfort and helping to lock the heel into position for the most secure fit.

5

### **3D Molded Tongue**

Vertically laminated wood core construction is what gives Slingshot boards their famous flavor and flex.



# 2020 BLAKE BISHOP PRO

Designed exclusively for the cable, the Bishop board premiered in 2019 in just 1 size and was gone from stock faster than a fudge brownie on the bottom shelf of your refrigerator. For 2020 we've expanded the size range and removed the belly channels (as per Blake's request) to give it a looser feel on the water and free-er feel on the rails! Finished with a nostalgic throwback graphic and all the kids be like: YKWTFGO! Little do they know we rocked this same pattern on our polo shirts while they were still rocking diapers!

Art By: Wesley Mark Jacobsen





# BLAKE BISHOP PRO

3 STAGE ROCKER | SKU 120288

142cm // 146cm // 150cm

## WHY YOU'LL LOVE THE BLAKE BISHOP PRO

The Bishop is a perfect all around park board for the rider who likes to go BIG off the kickers and still be able to easily lock into presses. If YKWTFGO, the Bishop is for YOU!

---

**Package includes:** Blake Bishop Pro Board

## TECH CHART

## BLAKE BISHOP PRO TECH

LENGTH (CM)	WIDTH (CM)	ROCKER (IN)	WEIGHT (LBS)	BASE
142	42.7	2.8"	7.6	BALLISTIC
146	43	3"	7.8	BALLISTIC
150	43.7	3"	8.2	BALLISTIC

# BLAKE BISHOP PRO

## TECHNICAL FEATURES

1

### **Flex Tips**

Slingshot's signature flex tips were introduced in 2017 and are available on models such as the Windsor, Solo, contrast, and Bishop Models. Designed to make nose and tail presses more exhilarating, flex tips are designed to move the flex point out from the belly of the board and more into the ... tips ... for a whole new feel on rails.

2

### **Stiffer Belly**

A thicker core between the feet adds rigidity and helps the board hold its shape under pressure. This is ideal for big kicker hits or boat riding as it delivers cleaner pop and helps the board land with more speed.

3

### **Narrow Outline**

A narrow outline delivers a much more playful feel on the water and faster transition from toe to heel. Great for aggressive carving from edge to edge and overall responsiveness.

4

### **Singleshot Fusion Sidewalls**

We've transferred the same technology found in high durometer urethane skateboard wheels into the rail of all our boards. Our innovative manufacturing process literally infuses the rail into the board cores in one single shot, producing unrivaled dampening and durability.

5

### **Ballistic Base**

With .7mm's of bulletproof protection between your board and the surfaces you're sliding across, our park base has been hammered on by the most abusive park riders for years - Earning the ultimate seal of approval and certified "Ballistic".

6

### **Atomic Wood Core**

Vertically laminated wood core construction is what gives Slingshot boards their famous flavor and flex.

7

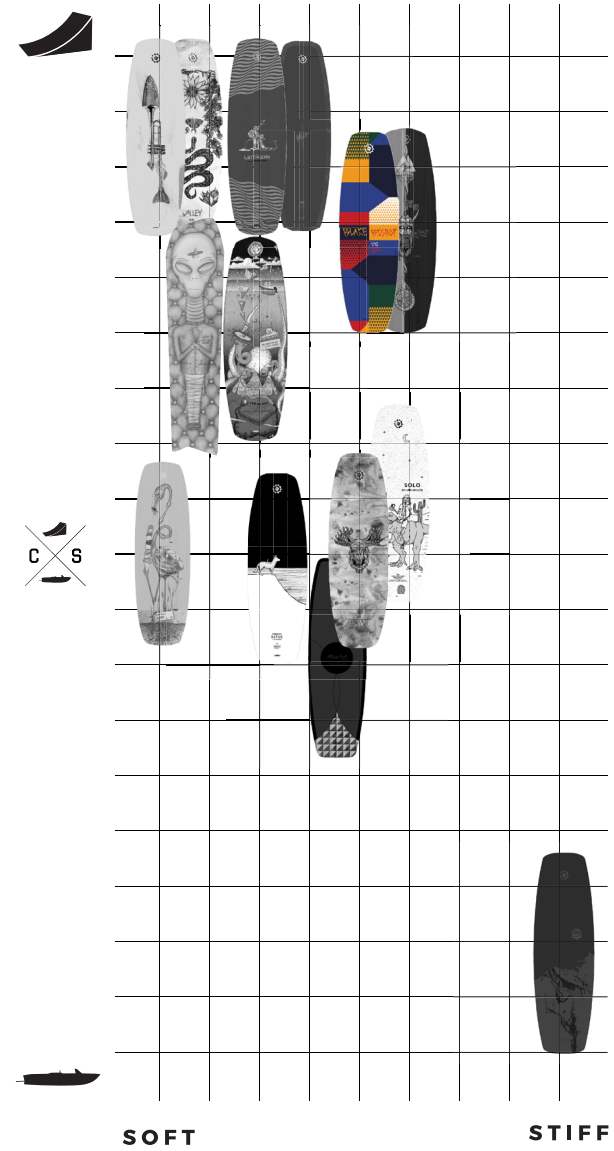

### **Carbon Bedrock Inserts**

Light, flexible and super strong, our inserts are reinforced with carbon fiber before being inlaid into the board. Reduces overall board weight, increases pull strength and allows for a more consistent flex under foot.

8

### **3-Stage Rocker Profile**

Slower board speed on the water, bigger pop off the wake. Ideal for boat riding or for locking into different sections of the flex on the cable on nose and tail presses.



# 2020 WINDSOR

We've sent this board around the world with James Windsor, who has more hours on the water than any other member of the Slingshot family. He continues to use and abuse and we continue to improve, making the Windsor pro model one of the most tried and true boards in our lineup! Channels through the tips help riders lock in for air tricks and big edges into kickers, and the flex tips complement the medium-soft flex pattern for the ultimate playfulness on rails.

*Art By: Wesley Mark Jacobsen*





# WINDSOR

HYBRID ROCKER | SKU 120260

141cm // 145cm // 149cm | SKU 1201400

## WHY YOU'LL LOVE THE WINDSOR

It's the ultimate board for riding every aspect of every park worldwide, approved by one of the most influential cable riders to date.

**Package includes:** Windsor Board, 4-.75" X 6" (1.9 X 15.2 CM) Wake Fins

### TECH CHART

## WINDSOR TECH

LENGTH (CM)	WIDTH (CM)	ROCKER (IN)	WEIGHT (LBS)	BASE
141	44.2	2.8"	8.1	BALLISTIC
145	44.5	2.8"	8.1	BALLISTIC
149	45.4	2.9"	8.6	BALLISTIC

# WINDSOR

## TECHNICAL FEATURES

1

### **Flex Tips**

With softer lines and transitions than Slingshot's standard Slingshot flex tip, this smooth taper to thinner tips disperses the flex more throughout the entire board; 60 % flex in the tips, 40 % flex through the belly.

2

### **Singleshot Fusion Sidewalls**

We've transferred the same technology found in high durometer urethane skateboard wheels into the rail of all our boards. Our innovative manufacturing process literally infuses the rail into the board cores in one single shot, producing unrivaled dampening and durability.

3

### **Ballistic Base**

With .7mm's of bulletproof protection between your board and the surfaces you're sliding across, our park base has been hammered on by the most abusive park riders for years - Earning the ultimate seal of approval and certified "Ballistic".

4

### **Atomic Wood Core**

Vertically laminated wood core construction is what gives Slingshot boards their famous flavor and flex.

5

### **Carbon Bedrock Inserts**

Light, flexible and super strong, our inserts are reinforced with carbon fiber before being inlaid into the board. Reduces overall board weight, increases pull strength and allows for a more consistent flex under foot.

6

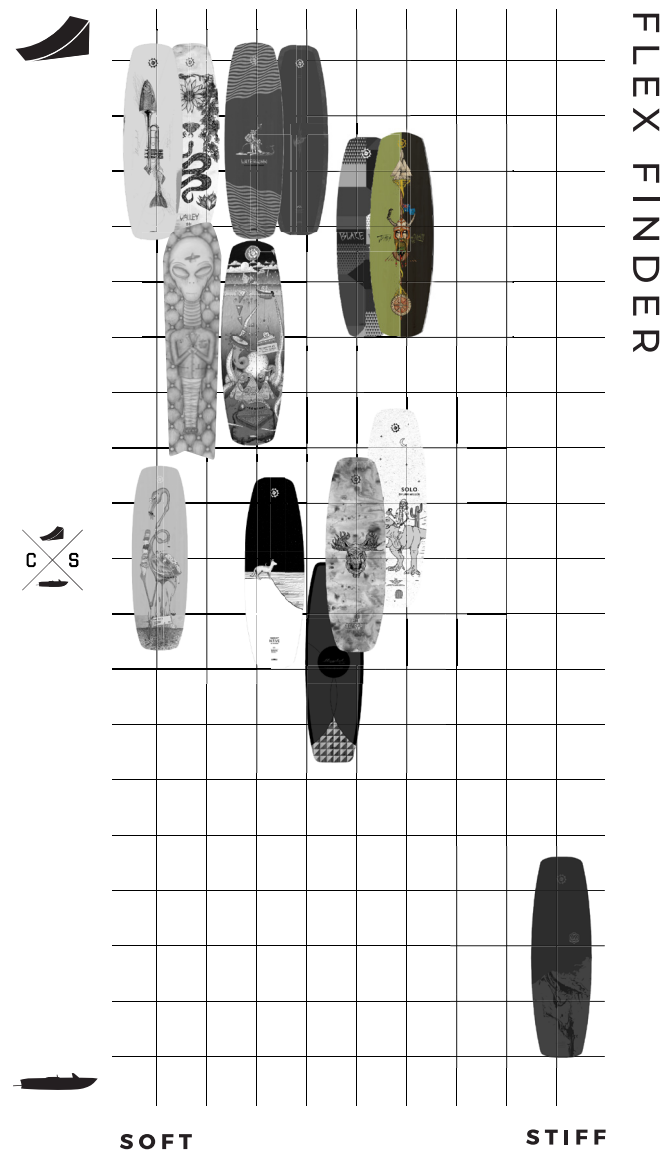
### **Hybrid Rocker Profile**

Delivers the best of both worlds - a happy medium with a little more pop than continuous but still nice and fast on the water.

7

### **Edge Enhancers**

Bolt on fins give riders the bite they need for holding an edge up the wake and added stability on landings down the endless liquid tabletops. Just don't get caught trying to nosepress these bad boys through the park.




NEW

# 2020 SPACE MOB DIRECTIONAL

The invasion has begun! The all NEW Space Mob directional board - a.k.a. "The Space Tomb" has arrived to save us all from a not-so-distant dystopian future. It's art, NO, it's science, WAIT, it's crooked?? Call it what you want but one thing's for sure, this board is guaranteed to make everything you do more fun! From pretzels to bagels to nose shovels to snake bites, mummy wraps, firecrackers, crail, japans and rocket airs, grass carving or just completely unbooting for a walkabout session, this board was not designed to be taken seriously. It was designed to help you re-connect with your #1 passion - walking on water! We tested and tested but unfortunately due to all the "saturation" we couldn't incorporate the tail-devil spark plate for 2020, but we're hopeful for 2021.

Art By: Wesley Mark Jacobsen





NEW

# SPACE MOB DIRECTIONAL

CONTINUOUS ROCKER | SKU 120290160

160cm

## WHY YOU'LL LOVE THE SPACE MOB DIRECTIONAL

The Space Mob is a bold NEW directional design with flex and inserts in all the right places, for riders searching for a radical new look and feel.

*Package includes:* Space Mob Board

### TECH CHART

## SPACE MOB DIRECTIONAL TECH

LENGTH (CM)	WIDTH (CM)	ROCKER (IN)	WEIGHT (LBS)	BASE
160	41.7 / 35.6	1.8"	7.2	BALLISTIC

**NEW**

# SPACE MOB DIRECTIONAL

## TECHNICAL FEATURES

1

### **Swallow Tail**

Radical throwback design featured exclusively on the Space Mob 160 board ... all we know is it looks great in photos and makes one hell of a rooster tail.

2

### **Asymmetric Outline**

Designed by the Space Mob, the coffin shape outline makes no sense out of the water, but all sorts of sense once you strap in and cut your first lap.

3

### **Directional Shape**

The wide nose and narrow tail of the Space Mob creates a pivot point in the front  $\frac{1}{4}$  of the board that results in a "rock and roll" style transition from edge to edge - Surf it from edge to edge and watch out for those fakie landings!

4

### **Singleshot Fusion Sidewalls**

We've transferred the same technology found in high durometer urethane skateboard wheels into the rail of all our boards. Our innovative manufacturing process literally infuses the rail into the board cores in one single shot, producing unrivaled dampening and durability.

5

### **Ballistic Base**

With .7mm's of bulletproof protection between your board and the surfaces you're sliding across, our park base has been hammered on by the most abusive park riders for years - Earning the ultimate seal of approval and certified "Ballistic".

6

### **Atomic Wood Core**

Vertically laminated wood core construction is what gives Slingshot boards their famous flavor and flex.

7

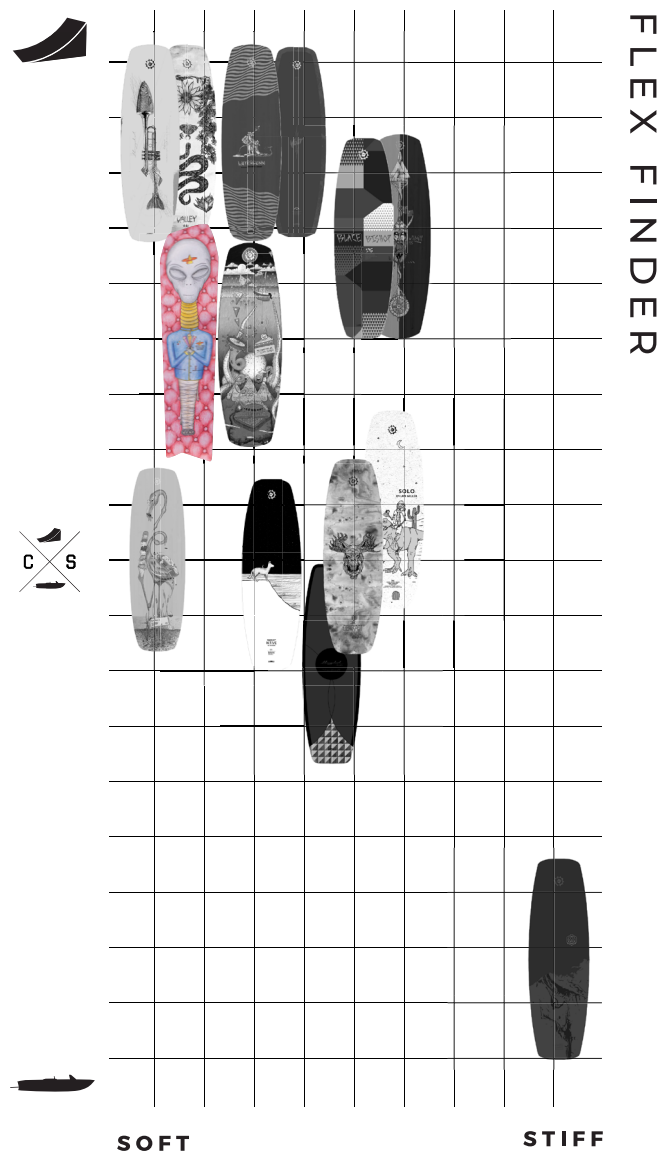
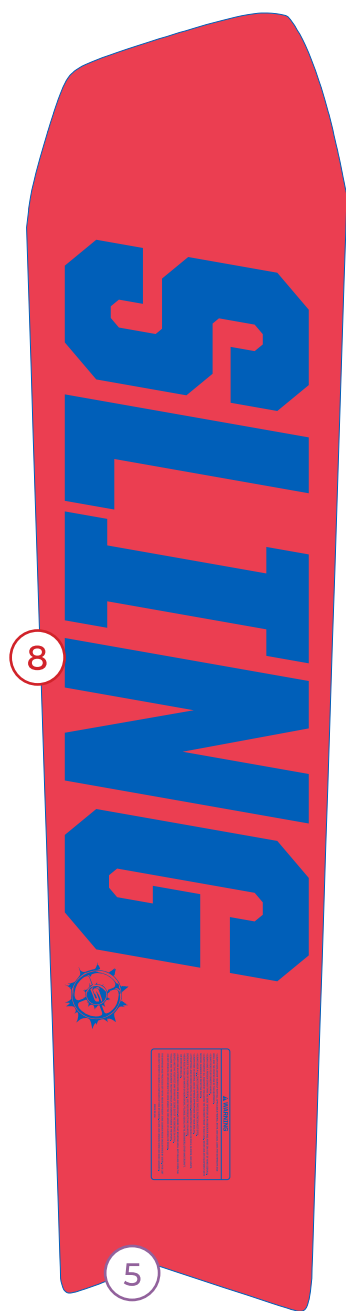
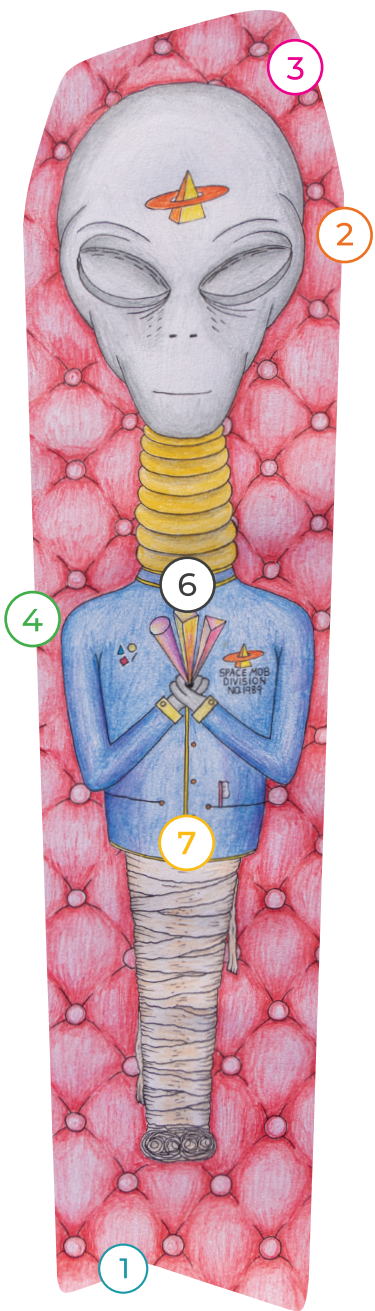
### **Carbon Bedrock Inserts**

Light, flexible and super strong, our inserts are reinforced with carbon fiber before being inlaid into the board. Reduces overall board weight, increases pull strength and allows for a more consistent flex under foot.

8

### **Continuous Rocker Profile**

Faster board speed on the water, ride for longer with less arm drag, exciting, fast and fun feel.



# 2020 TERRAIN

The Terrain is your ticket to going from “joe” to “pro” when it comes to riding features in the park. The design is as simple as it gets, focused heavily on riding rails. The soft flex pattern is a magical experience on obstacles when it comes to getting over that hump and locking into bigger presses, and the wide profile is perfect for when it comes to locking in to 50/50's. The terrain is the baseline for every board in our cable fleet - and a proven favorite amongst our pro team!

Art By: Yoerg Koziol





# TERRAIN

CONTINUOUS ROCKER | SKU 120265

140cm // 144cm // 148cm // 152cm

## WHY YOU'LL LOVE THE TERRAIN

The Terrain is the classic rail riding board without any BS, bells or whistles. Built for rail riding gurus who love that buttery, soft flex under their feet!

---

**Package includes:** Terrain Board

## TECH CHART

## TERRAIN TECH

LENGTH (CM)	WIDTH (CM)	ROCKER (IN)	WEIGHT (LBS)	BASE
140	43.7	2.7"	7.3	BALLISTIC
144	44.9	2.9"	7.8	BALLISTIC
148	45.4	2.5"	7.9	BALLISTIC
152	45	2.8"	8	BALLISTIC

# TERRAIN

## TECHNICAL FEATURES

1

### **Soft Flex Pattern**

The soft flex pattern makes it easy for riders to feel the excitement of flex without putting a ton of effort into their presses. Simply put, you can nosepress and tailpress like a king, and take advantage of a fun new feeling in the park - this Flex is most suitable for riders who focus heavily on rails.

2

### **Wide Profile**

The wide profile makes it easier to stay locked onto rails all the way to the finish, and also provides more surface area to keep you on top of the water with less speed / effort. Great for those looking to add a little extra distance to their 50/50's!

3

### **Singleshot Fusion Sidewalls**

We've transferred the same technology found in high durometer urethane skateboard wheels into the rail of all our boards. Our innovative manufacturing process literally infuses the rail into the board cores in one single shot, producing unrivaled dampening and durability.

4

### **Ballistic Base**

With .7mm's of bulletproof protection between your board and the surfaces you're sliding across, our park base has been hammered on by the most abusive park riders for years - Earning the ultimate seal of approval and certified "Ballistic".

6

### **Atomic Wood Core**

Vertically laminated wood core construction is what gives Slingshot boards their famous flavor and flex.

7

### **Carbon Bedrock Inserts**

Light, flexible and super strong, our inserts are reinforced with carbon fiber before being inlaid into the board. Reduces overall board weight, increases pull strength and allows for a more consistent flex under foot.

5

### **Continuous Rocker Profile**

Faster board speed on the water, ride for longer with less arm drag, exciting, fast and fun feel.



# 2020 WATER GUNN

The Water Gunn is an upgraded version of our ever popular Terrain, featuring carbon reinforcement throughout the belly of the board to help guys like Aaron Gunn ride away from huge drops off the back end of the kickers. This deck is of course a beast on the rails, but with the upgraded ability to charge the kickers and ride away clean whether it be a 1, 3, 5, 7 or 9 you're working on, or in Aaron's case, a 3-2-7. Regardless of how the math works out up there, the Water Gunn has you covered when it's time to come down to the surface.

Art By: Wesley Mark Jacobsen





# WATER GUNN

CONTINUOUS ROCKER | SKU 120285

140cm // 144cm // 148cm // 152cm

## WHY YOU'LL LOVE THE WATER GUNN

The Water Gunn is a home run when it comes to riding rails, with the upgraded ability to handle kicker landings with ease.

*Package includes:* Water Gunn Board

## TECH CHART

## WATER GUNN TECH

LENGTH (CM)	WIDTH (CM)	ROCKER (IN)	WEIGHT (LBS)	BASE
140	43.7	2.7"	7.4	BALLISTIC
144	44.9	2.9"	7.9	BALLISTIC
148	45.4	2.5"	8	BALLISTIC
152	45	2.8"	8.2	BALLISTIC

# WATER GUNN

## TECHNICAL FEATURES

1

### **Carbon Stringer**

The carbon stringer is a sublayer of the board running vertically along the path of the boot inserts, helping to stiffen the belly of the board and push the flex points farther out towards the tip and tail of the boards. With the belly holding its shape more firmly, riders are able to land with more impact without distorting the board shape, allowing the board to continue forward with more speed.

2

### **Soft Flex Pattern**

The soft flex pattern makes it easy for riders to feel the excitement of flex without putting a ton of effort into their presses. Simply put, you can nosepress and tailpress like a king, and take advantage of a fun new feeling in the park - this Flex is most suitable for riders who focus heavily on rails.

3

### **Wide Profile**

The wide profile makes it easier to stay locked onto rails all the way to the finish, and also provides more surface area to keep you on top of the water with less speed / effort. Great for those looking to add a little extra distance to their 50/50's!

4

### **Singleshot Fusion Sidewall**

We've transferred the same technology found in high durometer urethane skateboard wheels into the rail of all our boards. Our innovative manufacturing process literally infuses the rail into the board cores in one single shot, producing unrivaled dampening and durability.

5

### **Ballistic Base**

With .7mm's of bulletproof protection between your board and the surfaces you're sliding across, our park base has been hammered on by the most abusive park riders for years - Earning the ultimate seal of approval and certified "Ballistic".

6

### **Atomic Wood Core**

Vertically laminated wood core construction is what gives Slingshot boards their famous flavor and flex.

7

### **Carbon Bedrock Inserts**

Light, flexible and super strong, our inserts are reinforced with carbon fiber before being inlaid into the board. Reduces overall board weight, increases pull strength and allows for a more consistent flex under foot.

8

### **Continuous Rocker Profile**

Faster board speed on the water, ride for longer with less arm drag, exciting, fast and fun feel.



# 2020 COALITION

The Coalition is back, and it's bigger and better than ever! With two new sizes (153 cm and 157 cm) both featuring an additional 5th insert for those ultra progressive riders looking to slide things in a little tighter for the ULTIMATE park steeze. Chined rails increase the boards durability and allow it to slide rougher surfaces without damaging the rails, and the medium-soft flex delivers the perfect combo of press-ability and rebound. "It's the hottest butter knife in the kitchen," says the Coalition Crew. These guys have taken park riding to new heights over the past few seasons, and the affinity for their boards has spread like wildfire ever since.

Art By: Wesley Mark Jacobsen





# COALITION

HYBRID ROCKER | SKU 120250

141cm // 145cm // 149cm // 153cm // 157cm

## WHY YOU'LL LOVE THE COALITION

This is a board for the new-school park rider who isn't scared to stand out from the crowd. It's the perfect meld of medium/soft flex for the ultimate park experience.

*Package includes:* Coalition Board

### TECH CHART

## COALITION TECH

LENGTH (CM)	WIDTH (CM)	ROCKER (IN)	WEIGHT (LBS)	BASE
141	44.2	2.7"	7.7	BALLISTIC
145	45.1	2.8"	7.9	BALLISTIC
149	45.7	2.8"	8.1	BALLISTIC
153	45.9	2.8"	8.2	BALLISTIC
157	45.9	2.9"	8.3	BALLISTIC

# COALITION

## TECHNICAL FEATURES

1

### **NEW Additional 5th Insert (sizes 153cm & 157cm only)**

Available exclusively on the 153 cm and 157 cm Coalition boards, this additional stance option brings the boots in even closer, because they told us "it would be RAD". So grab a longer board, slam the boots to the middle, and feel the effect of the latest trend in wakeboarding.

2

### **Chined Rails**

The toe and heel edges of the board are raised up approximately 4-5 mm creates a small buffer zone between the edges of your board and uneven rail surfaces, helping protect your edges from less than smooth obstacle surfaces.

3

### **Singleshot Fusion Sidewalls**

We've transferred the same technology found in high durometer urethane skateboard wheels into the rail of all our boards. Our innovative manufacturing process literally infuses the rail into the board cores in one single shot, producing unrivaled dampening and durability.

4

### **Ballistic Base**

With .7mm's of bulletproof protection between your board and the surfaces you're sliding across, our park base has been hammered on by the most abusive park riders for years - Earning the ultimate seal of approval and certified "Ballistic".

5

### **Atomic Wood Core**

Vertically laminated wood core construction is what gives Slingshot boards their famous flavor and flex.

6

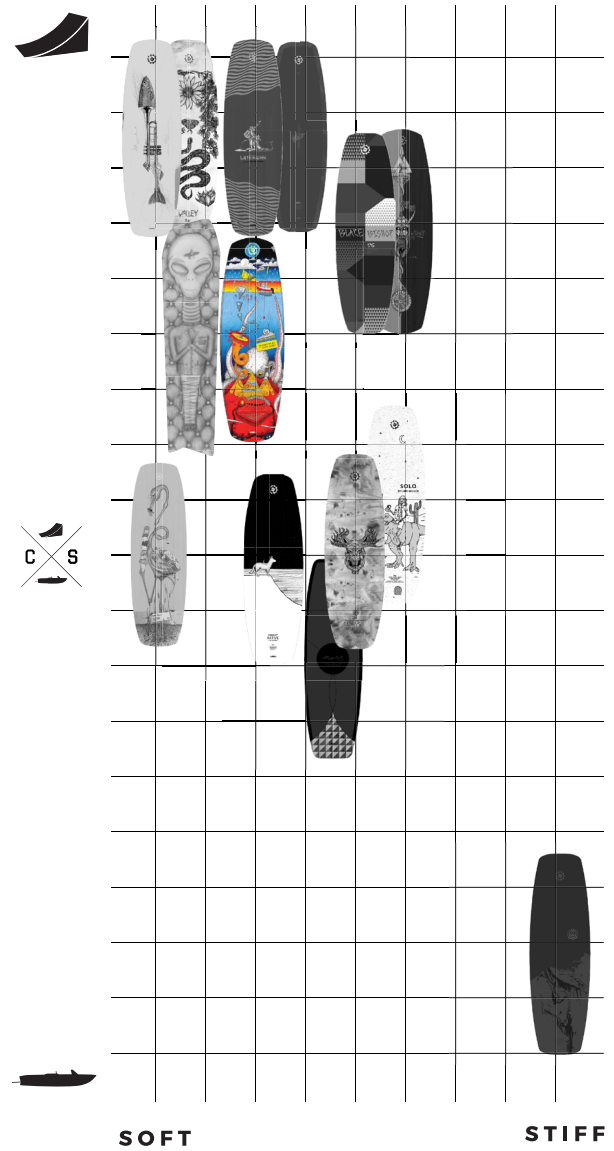
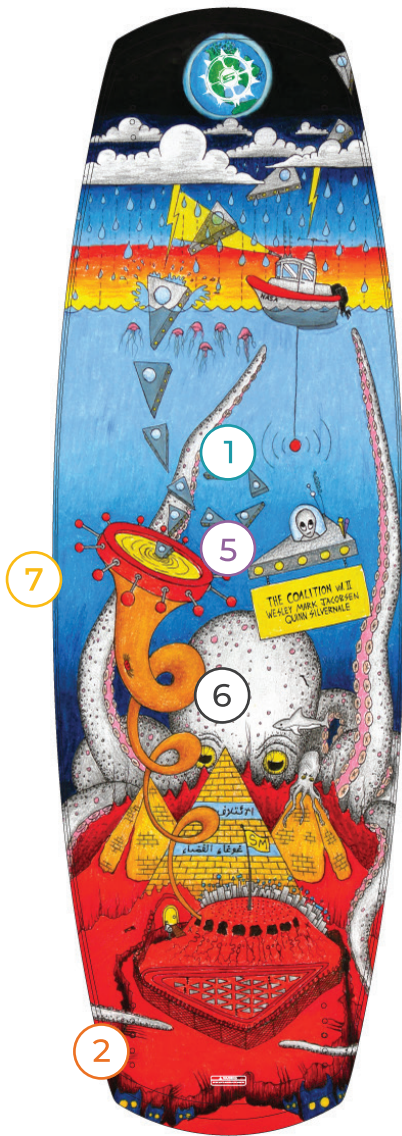
### **Carbon Bedrock Inserts**

Light, flexible and super strong, our inserts are reinforced with carbon fiber before being inlaid into the board. Reduces overall board weight, increases pull strength and allows for a more consistent flex under foot.

7

### **Hybrid Rocker Profile**

Delivers the best of both worlds - a happy medium with a little more pop than continuous but still nice and fast on the water.



# 2020 VALLEY

The Valley is the baseline rail board for the ladies as well as the counterpart to our Terrain model. The ultra “cush” flex pattern takes the speed bumps out of every obstacle and surface, delivering buttery smooth slides and presses in the park. The smooth base and blocky sidewalls make for a fast and free feeling riding experience on the water while maximizing the boards durability. If your a girl who spends all her time at the park focused on rails more than anything else, the valley is your jam!

Art By: Kim Kirch





# VALLEY

CONTINUOUS ROCKER | SKU 120267

136cm // 140cm

## WHY YOU'LL LOVE THE VALLEY

The valley is a park exclusive and undoubtedly the easiest board to manipulate the flex on obstacles, delivering a buttery smooth feel with minimal effort.

*Package includes:* Valley Board

### TECH CHART

## VALLEY TECH

LENGTH (CM)	WIDTH (CM)	ROCKER (IN)	WEIGHT (LBS)	BASE
136	42.4	2.5"	7	BALLISTIC
140	43.7	2.7"	7.2	BALLISTIC

# VALLEY

## TECHNICAL FEATURES

1

### **Soft Flex Pattern**

A smooth, consistent curve provides a fast ride, predictable pop, great carving performance and disperses water to soften landings.

2

### **Wide Profile**

These Parabolic channels have been inverted to provide a cleaner and more efficient bottom profile. They improve water flow and board speed, grip and pop, edging, general performance and feel yet are more forgiving in the case of rider error.

3

### **Singleshot Fusion Sidewalls**

Sustainably grown Paulownia gives the lively, springy character that Slingshot boards are famous for. Vertically laminated construction harnesses the collective strength of the wood's grain and provides strength, durability and consistent flex over the life of the board.

4

### **Ballistic Base**

With .7mm's of bulletproof protection between your board and the surfaces you're sliding across, our park base has been hammered on by the most abusive park riders for years - Earning the ultimate seal of approval and certified "Ballistic".

5

### **Atomic Wood Core**

Vertically laminated wood core construction is what gives Slingshot boards their famous flavor and flex.

6

### **Carbon Bedrock Inserts**

Light, flexible and super strong, our inserts are reinforced with carbon fiber before being inlaid into the board. Reduces overall board weight, increases pull strength and allows for a more consistent flex under foot.

7

### **Continuous Rocker Profile**

This .2mm base material is the ideal strength to weight ratio. Lightweight performance in a strong and durable package.



**NEW**  
**2020**  
**VOLT** 

The NEW Volt is the cable-exclusive sibling to the Native, offered in sizes all the way up to a 158 cm. With a thin profile and flex tips, it's the new king of the park for riders who are wanting more surface area and more control on rails. Fully equipped with subtle flex tips and an exaggerated elliptical concave, you'll be pressing harder - for longer - in the park and have a whole new appreciation for the term "feel" when it comes to obstacle riding. The Volt's continuous rocker makes it fast on the water as well so you can ride away from the kickers clean and with speed. We're sizing up year after year...Are you?

*Art By: Carson Wiser*





NEW

# VOLT

CONTINUOUS ROCKER | SKU 120280

146cm // 152cm // 158cm

## WHY YOU'LL LOVE THE VOLT

You'll love the Volt if you're looking for a high performance plus sized board suitable for all aspects of park riding.

---

*Package includes:* Volt Board

### TECH CHART

## VOLT TECH

LENGTH (CM)	WIDTH (CM)	ROCKER (IN)	WEIGHT (LBS)	BASE
146	45.1	2.9"	7.5	BALLISTIC
152	45.5	3"	7.7	BALLISTIC
158	45.9	3"	7.9	BALLISTIC

**NEW**

# VOLT

## TECHNICAL FEATURES

1

### **Subtle Flex Tips**

With softer lines and transitions than Slingshot's standard Slingshot flex tip, this smooth taper to thinner tips disperses the flex more throughout the entire board; 60 % flex in the tips, 40 % flex through the belly.

2

### **Elliptical Concave**

Imagine this like a reverse rocker running from edge to edge at the tip and tail of the board, allowing the tip and tail to wrap around round park features and "hold" for longer. Yep, your nose and tail presses on the pipe rail just got a whole lot sweeter, and when riding on the water makes for a fun and floaty transition for heel to toe.

3

### **Slingshot Fusion Sidewalls**

We've transferred the same technology found in high durometer urethane skateboard wheels into the rail of all our boards. Our innovative manufacturing process literally infuses the rail into the board cores in one single shot, producing unrivaled dampening and durability.

4

### **Ballistic Base**

With .7mm's of bulletproof protection between your board and the surfaces you're sliding across, our park base has been hammered on by the most abusive park riders for years - Earning the ultimate seal of approval and certified "Ballistic".

5

### **Atomic Wood Core**

Vertically laminated wood core construction is what gives Slingshot boards their famous flavor and flex.

6


### **Carbon Bedrock Inserts**

Light, flexible and super strong, our inserts are reinforced with carbon fiber before being inlaid into the board. Reduces overall board weight, increases pull strength and allows for a more consistent flex under foot.

7

### **Continuous Rocker Profile**

Faster board speed on the water, ride for longer with less arm drag, exciting, fast and fun feel.



# 2020 NOMAD



The Nomad is the Godfather of the big board revolution. Built as a crossover model between boat and cable, this board is what lead us to the discovery that bigger boards bring bigger pop, smoother landings, more stability, and of course MORE STYLE on the water. With the added surface area, riders are able to plane at slower speeds, ride with less tension on the line and, in turn, spend more time riding with less fatigue on the body. The Nomad has enough stiffness in the belly to deliver excellent pop behind the boat, yet in the past few seasons has become a cable favorite as well.

Art By: Yoerg Koziol





# NOMAD



CONTINUOUS ROCKER | SKU 120266

145cm // 150cm // 155cm // 160cm

## WHY YOU'LL LOVE THE NOMAD

If you want to increase your ride time and decrease the arm fatigue, the added surface area of the Nomad is the answer! Built for both cable and boat riders to enjoy.

**Package includes:** Nomad Board, 4-.75" X 6" (1.9 X 15.2 CM) Wake Fins

## TECH CHART

## NOMAD TECH

LENGTH (CM)	WIDTH (CM)	ROCKER (IN)	WEIGHT (LBS)	BASE
145	44	2.7"	8.48	BALLISTIC
150	44.6	2.7"	9.1	BALLISTIC
155	45.2	2.8"	9.4	BALLISTIC
160	46	2.9"	9.6	BALLISTIC

# NOMAD

## TECHNICAL FEATURES

1

### **Slingshot Fusion Sidewalls**

We've transferred the same technology found in high durometer urethane skateboard wheels into the rail of all our boards. Our innovative manufacturing process literally infuses the rail into the board cores in one single shot, producing unrivaled dampening and durability.

2

### **Ballistic Base**

With .7mm's of bulletproof protection between your board and the surfaces you're sliding across, our park base has been hammered on by the most abusive park riders for years - Earning the ultimate seal of approval and certified "Ballistic".

3

### **Atomic Wood Core**

Vertically laminated wood core construction is what gives Slingshot boards their famous flavor and flex.

4

### **Carbon Bedrock Inserts**

Light, flexible and super strong, our inserts are reinforced with carbon fiber before being inlaid into the board. Reduces overall board weight, increases pull strength and allows for a more consistent flex under foot.

5

### **Continuous Rocker Profile**

Faster board speed on the water, ride for longer with less arm drag, exciting, fast and fun feel.

6

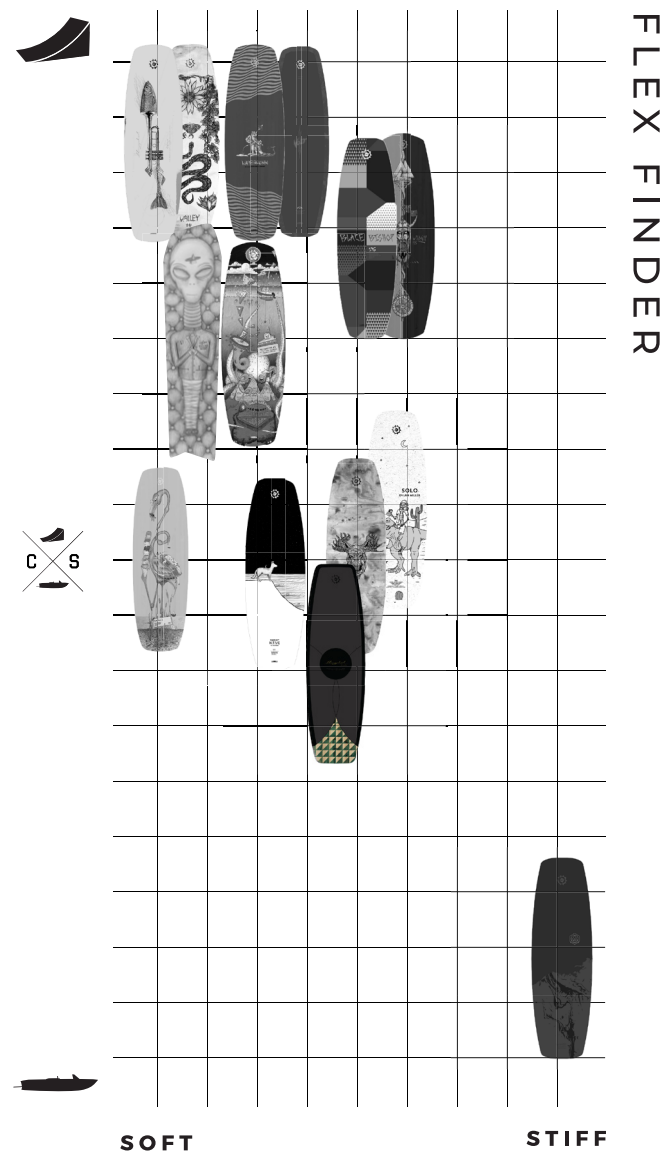
### **Belly Channels**

Gives an additional grip, stability and traction on the water. A tighter, more locked in feel.

7

### **Edge Enhancers**

Bolt on fins give riders the bite they need for holding an edge up the wake and added stability on landings down the endless liquid tabletops. Just don't get caught trying to nosepress these bad boys through the park.



# 2020 SOLO



The 2020 Solo is a boat shredding, park destroying dream machine. The flex tips allow for a new sort of playfulness at the park, while the added stiffness and channels in the belly allow you to hold a stronger edge and get huge pop off the wake. Designed by a rider who does it all - Mr. Dylan Miller- the Solo, as its name suggests, is the board for all riding environments.

Art By: Alina Scherbakova





# SOLO

3 STAGE ROCKER | SKU 120245

142cm // 146cm // 150cm

## WHY YOU'LL LOVE THE SOLO

The Solo is one of the most responsive boards in our lineup, with fast edge to edge transition and a rigid belly with channeling that gives it added traction and all-terrain shredability.

**Package includes:** Solo Board, 4-.75" X 6" (1.9 X 15.2 CM) Wake Fins

### TECH CHART

## SOLO TECH

LENGTH (CM)	WIDTH (CM)	ROCKER (IN)	WEIGHT (LBS)	BASE
142	42.7	2.8"	7.6	BALLISTIC
146	43	3"	7.8	BALLISTIC
150	43.7	3"	8.2	BALLISTIC

# SOLO

## TECHNICAL FEATURES

1

### **Standard Flex Tips**

Slingshot's signature flex tips were introduced in 2017 and are available on models such as the Windsor, Solo, contrast, and Bishop Models. Designed to make nose and tail presses more exhilarating, flex tips are designed to move the flex point out from the belly of the board and more into the ... tips ... for a whole new feel on rails.

2

### **Singleshot Fusion Sidewalls**

We've transferred the same technology found in high durometer urethane skateboard wheels into the rail of all our boards. Our innovative manufacturing process literally infuses the rail into the board cores in one single shot, producing unrivaled dampening and durability.

3

### **Ballistic Base**

With .7mm's of bulletproof protection between your board and the surfaces you're sliding across, our park base has been hammered on by the most abusive park riders for years - Earning the ultimate seal of approval and certified "Ballistic".

4

### **Atomic Wood Core**

Vertically laminated wood core construction is what gives Slingshot boards their famous flavor and flex.

5

### **Carbon Bedrock Inserts**

Light, flexible and super strong, our inserts are reinforced with carbon fiber before being inlaid into the board. Reduces overall board weight, increases pull strength and allows for a more consistent flex under foot.

6

### **3-Stage Rocker Profile**

Slower board speed on the water, bigger pop off the wake. Ideal for boat riding or for locking into different sections of the flex on the cable on nose and tail presses.

7

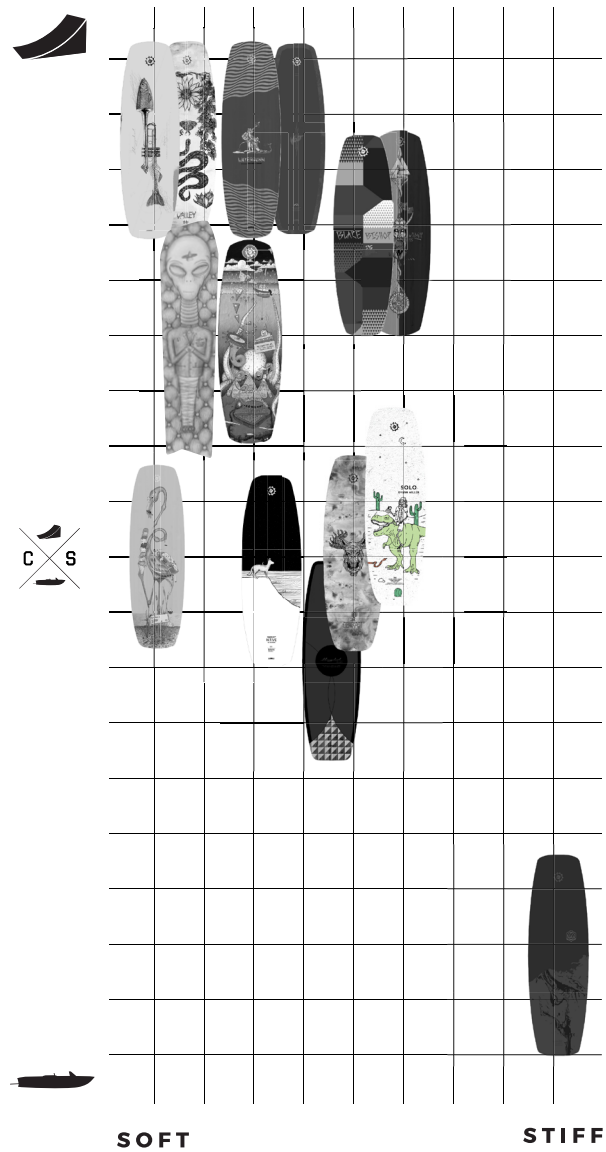
### **Belly Channels**

Gives an additional grip, stability and traction on the water. A tighter, more locked in feel.

8

### **Edge Enhancers**

Bolt on fins give riders the bite they need for holding an edge up the wake and added stability on landings down the endless liquid tabletops. Just don't get caught trying to nosepress these bad boys through the park.



# 2020 CONTRAST

The Contrast was built for those who can't be fooled by butterflies and glitter. Tapered flex tips and a more rigid belly give the Contrast the perfect blend of cable and boat performance - it has all the pop and ollie power you need for behind boat while the flex tips delivered unmatched press-ability in the park. It's a fast-carving, freeride board that will cover all the bases - from first timers all the way to Carro Djupsjo status!

*Art By: Kim Kirch*





# CONTRAST



3 STAGE ROCKER | SKU 120255

134cm // 138cm // 142cm

## WHY YOU'LL LOVE THE CONTRAST

The Contrast is a fast, easy-riding board built for all riding environments ... for the girl who can't be bothered by a couple of butterflies and a pinch of glitter.

**Package includes:** Contrast Board, 4-.75" X 6" (1.9 X 15.2 CM) Wake Fins

### TECH CHART

## CONTRAST TECH

LENGTH (CM)	WIDTH (CM)	ROCKER (IN)	WEIGHT (LBS)	BASE
134	41.9	2.4"	7.3	BALLISTIC
138	42.6	2.4"	7.6	BALLISTIC
142	42.7	2.8"	7.8	BALLISTIC

# CONTRAST

## TECHNICAL FEATURES

1

### **Standard Flex Tips**

Slingshot's signature flex tips were introduced in 2017 and are available on models such as the Windsor, Solo, contrast, and Bishop Models. Designed to make nose and tail presses more exhilarating, flex tips are designed to move the flex point out from the belly of the board and more into the ... tips ... for a whole new feel on rails.

2

### **Singleshot Fusion Sidewalls**

We've transferred the same technology found in high durometer urethane skateboard wheels into the rail of all our boards. Our innovative manufacturing process literally infuses the rail into the board cores in one single shot, producing unrivaled dampening and durability.

3

### **Ballistic Base**

With .7mm's of bulletproof protection between your board and the surfaces you're sliding across, our park base has been hammered on by the most abusive park riders for years - Earning the ultimate seal of approval and certified "Ballistic".

4

### **Atomic Wood Core**

Vertically laminated wood core construction is what gives Slingshot boards their famous flavor and flex.

5

### **Carbon Bedrock Inserts**

Light, flexible and super strong, our inserts are reinforced with carbon fiber before being inlaid into the board. Reduces overall board weight, increases pull strength and allows for a more consistent flex under foot.

6

### **Edge Enhancers**

Bolt on fins give riders the bite they need for holding an edge up the wake and added stability on landings down the endless liquid tabletops. Just don't get caught trying to nosepress these bad boys through the park.



NEW

# 2020 NATIVE



Inspired by one of Slingshot's flagship models, the Native is an ALL NEW crossover board to dominate both the boat and the park. The subtle flex tips of this board feature an exaggerated elliptical concave that delivers fun and floaty transitions from edge to edge. In the park it embraces round surfaces and helps riders lock in for longer presses, while offering more control and "feel". If you were ever a fan of the "Recoil" model from past years, it's time to bust out your checkbook and jump aboard this new rendition!

Art By: Jonas Claesson





NEW

# NATIVE



CONTINUOUS ROCKER | SKU 120270

138cm // 144cm // 150cm

## WHY YOU'LL LOVE THE NATIVE

You will love the Native if you are looking for a faster and more futuristic version of Slingshot's famous Recoil model.

**Package includes:** Native Board, 4-.75" X 6" (1.9 X 15.2 CM) Wake Fins

## TECH CHART

## NATIVE TECH

LENGTH (CM)	WIDTH (CM)	ROCKER (IN)	WEIGHT (LBS)	BASE
138	44	2.8"	7.8	BALLISTIC
144	44.5	2.8"	8.2	BALLISTIC
150	45.3	2.9"	8.6	BALLISTIC

NEW

# NATIVE

## TECHNICAL FEATURES

1

### Subtle Flex Tips

With softer lines and transitions than Slingshot's standard Slingshot flex tip, this smooth taper to thinner tips disperses the flex more throughout the entire board; 60 % flex in the tips, 40 % flex through the belly.

2

### Elliptical Concave

Imagine this like a reverse rocker running from edge to edge at the tip and tail of the board, allowing the tip and tail to wrap around round park features and "hold" for longer. Yep, your nose and tail presses on the pipe rail just got a whole lot sweeter, and when riding on the water makes for a fun and floaty transition for heel to toe.

3

### Singleshot Fusion Sidewalls

We've transferred the same technology found in high durometer urethane skateboard wheels into the rail of all our boards. Our innovative manufacturing process literally infuses the rail into the board cores in one single shot, producing unrivaled dampening and durability.

4

### Ballistic Base

With .7mm's of bulletproof protection between your board and the surfaces you're sliding across, our park base has been hammered on by the most abusive park riders for years - Earning the ultimate seal of approval and certified "Ballistic".

5

### Atomic Wood Core

Vertically laminated wood core construction is what gives Slingshot boards their famous flavor and flex.

6

### Carbon Bedrock Inserts

Light, flexible and super strong, our inserts are reinforced with carbon fiber before being inlaid into the board. Reduces overall board weight, increases pull strength and allows for a more consistent flex under foot.

7

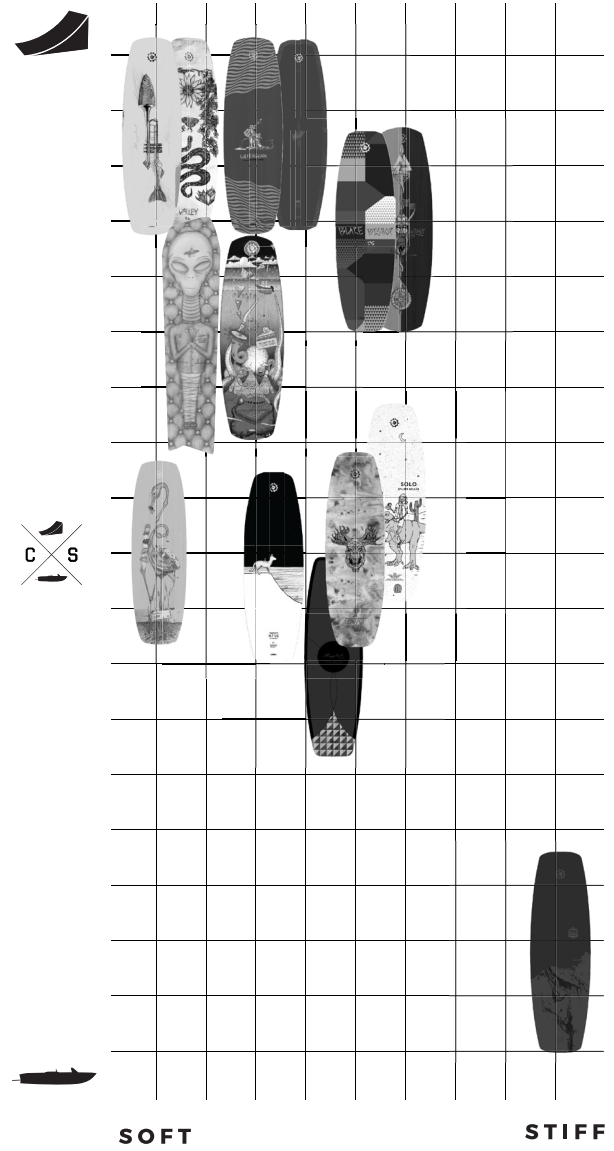
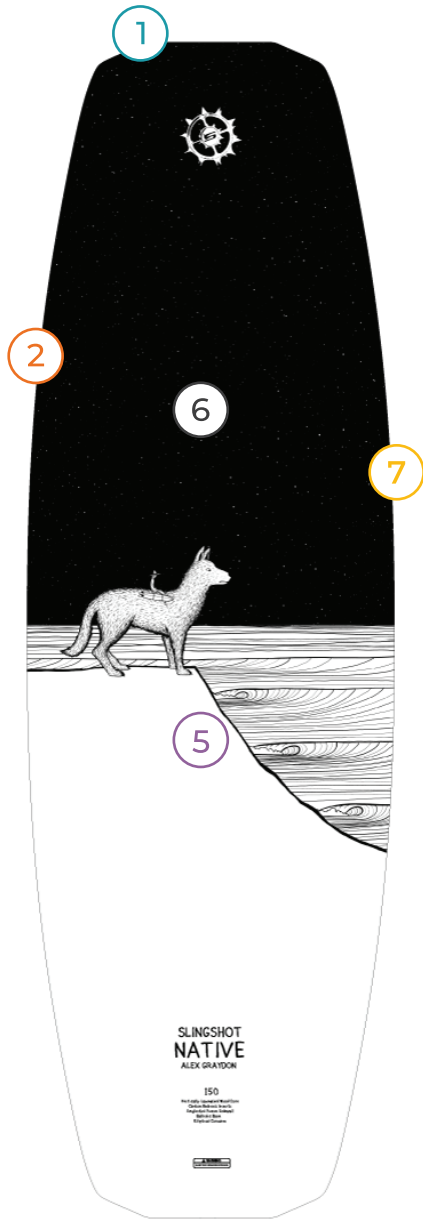
### Continuous Rocker Profile

Faster board speed on the water, ride for longer with less arm drag, exciting, fast and fun feel.

8

### Edge Enhancers

Bolt on fins give riders the bite they need for holding an edge up the wake and added stability on landings down the endless liquid tabletops. Just don't get caught trying to nosepress these bad boys through the park.



# 2020 SUPERGROM



The most important technique to master at a young age in wakeboarding is EDGE CONTROL. The super grom comes with minimal features other than 4.75 inch bolt on fins that help young riders gain control of their edges, and learn to use them properly from the start. The soft flex of the super grom makes it a blast for lightweight riders on the water, and of course on the rails and wake. The Super grom is the board you buy once and get right from the start, allowing kids to progress all the way to advanced riding levels without having to upgrade their board along the way.

Art By: Wesley Mark Jacobsen





# SUPERGROM

CONTINUOUS ROCKER | SKU 120287

125cm // 130cm // 135cm

## WHY YOU'LL LOVE THE SUPERGROM

The super grom is a high performance all terrain board for the youth that encourages proper riding techniques and lasts from the start all the way to pro levels.

**Package includes:** Supergrom Board, 4-.75" X 6" (1.9 X 15.2 CM) Wake Fins

## TECH CHART

## SUPERGROM TECH

LENGTH (CM)	WIDTH (CM)	ROCKER (IN)	WEIGHT (LBS)	BASE
125	38.1	1.8"	5.2	BALLISTIC
130	39.6	2"	5.7	BALLISTIC
135	41.1	2.5"	6.1	BALLISTIC

# SUPERGROM

## TECHNICAL FEATURES

1

### **Soft Flex for Lightweight Riders**

The soft flex pattern makes it easy for riders to feel the excitement of flex without putting a ton of effort into their presses. Simply put, you can nosepress and tailpress like a king, and take advantage of a fun new feeling in the park - this Flex is most suitable for riders who focus heavily on rails.

2

### **Singleshot Fusion Sidewalls**

We've transferred the same technology found in high durometer urethane skateboard wheels into the rail of all our boards. Our innovative manufacturing process literally infuses the rail into the board cores in one single shot, producing unrivaled dampening and durability.

3

### **Ballistic Base**

With .7mm's of bulletproof protection between your board and the surfaces you're sliding across, our park base has been hammered on by the most abusive park riders for years - Earning the ultimate seal of approval and certified "Ballistic".

4

### **Atomic Wood Core**

Vertically laminated wood core construction is what gives Slingshot boards their famous flavor and flex.

5

### **Carbon Bedrock Inserts**

Light, flexible and super strong, our inserts are reinforced with carbon fiber before being inlaid into the board. Reduces overall board weight, increases pull strength and allows for a more consistent flex under foot.

6

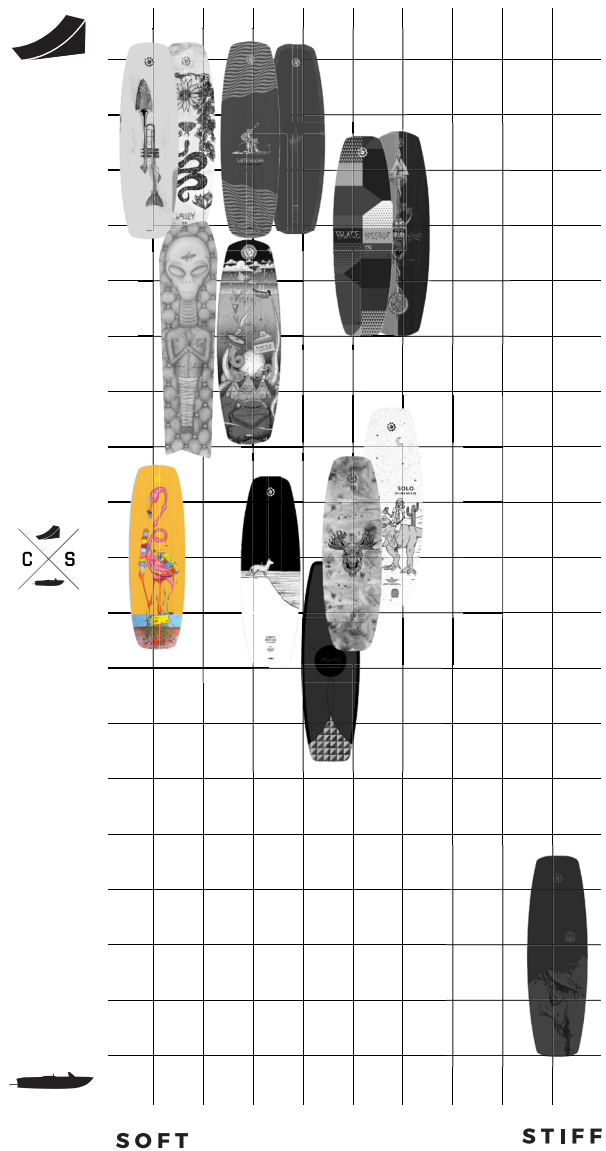
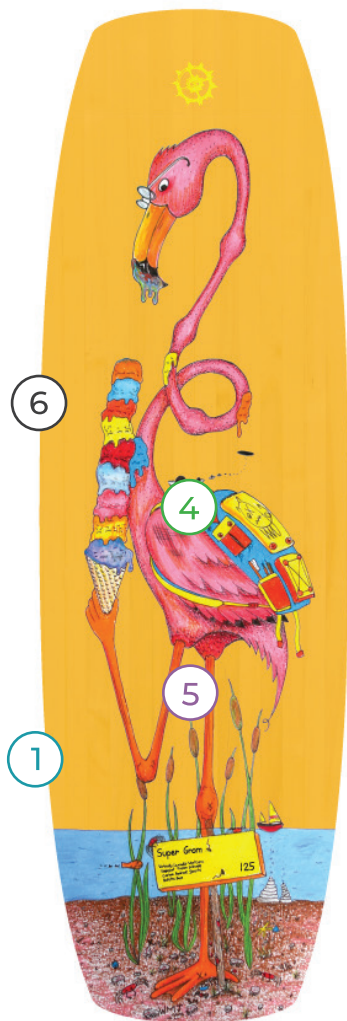
### **Continuous Rocker Profile**

Faster board speed on the water, ride for longer with less arm drag, exciting, fast and fun feel.

7

### **Edge Enhancers**

Bolt on fins give riders the bite they need for holding an edge up the wake and added stability on landings down the endless liquid tabletops. Just don't get caught trying to nosepress these bad boys through the park.



# 2020 PILL

For hardcore boat riders, the Pill features some of our most impressive channel technology in the 2020 line-up. NACA tech channels are cut on a constant curve, smoothing out the flow of water across the bottom of the board when on edge. This equates to more grip when you need it most (edging into the wake) without having to sacrifice speed. The Pill boosts off the wake thanks to stiff flex which triggers an immediate reaction for a “snappier” and livelier feel. Strap into the Pill and be prepared for blastoff!

*Art By: Asti Faivre*





# PILL

3 STAGE ROCKER | SKU 120286

138cm // 142cm // 146cm

## WHY YOU'LL LOVE THE PILL

Built exclusively for riding boat, the Pill redefines the term “pop” when it comes to hitting the wake. The extra boost you’ve been searching for has arrived.

**Package includes:** Pill Board, 4-.75” X 6” (1.9 X 15.2 CM) Wake Fins

## TECH CHART

## PILL TECH

LENGTH (CM)	WIDTH (CM)	ROCKER (IN)	WEIGHT (LBS)	BASE
138	44.2	2.7"	8	STANDARD 0.4mm
142	43.2	2.9"	8.3	STANDARD 0.4mm
146	44	3"	8.5	STANDARD 0.4mm

# PILL

## TECHNICAL FEATURES

1

### **Naca Tech Channels**

Cut on a constant curve, naca tech channels smoothly re-direct the flow of water down along the channels to increase traction without sacrificing speed.

2

### **Rigid Flex**

Stiffest flex pattern in the line, very immediate reaction, responds the fastest, snaps back delivering the most immediate pop, holds shape better on bigger landings.

3

### **Singleshot Fusion Sidewalls**

We've transferred the same technology found in high durometer urethane skateboard wheels into the rail of all our boards. Our innovative manufacturing process literally infuses the rail into the board cores in one single shot, producing unrivaled dampening and durability.

4

### **Atomic Wood Core**

Vertically laminated wood core construction is what gives Slingshot boards their famous flavor and flex.

5

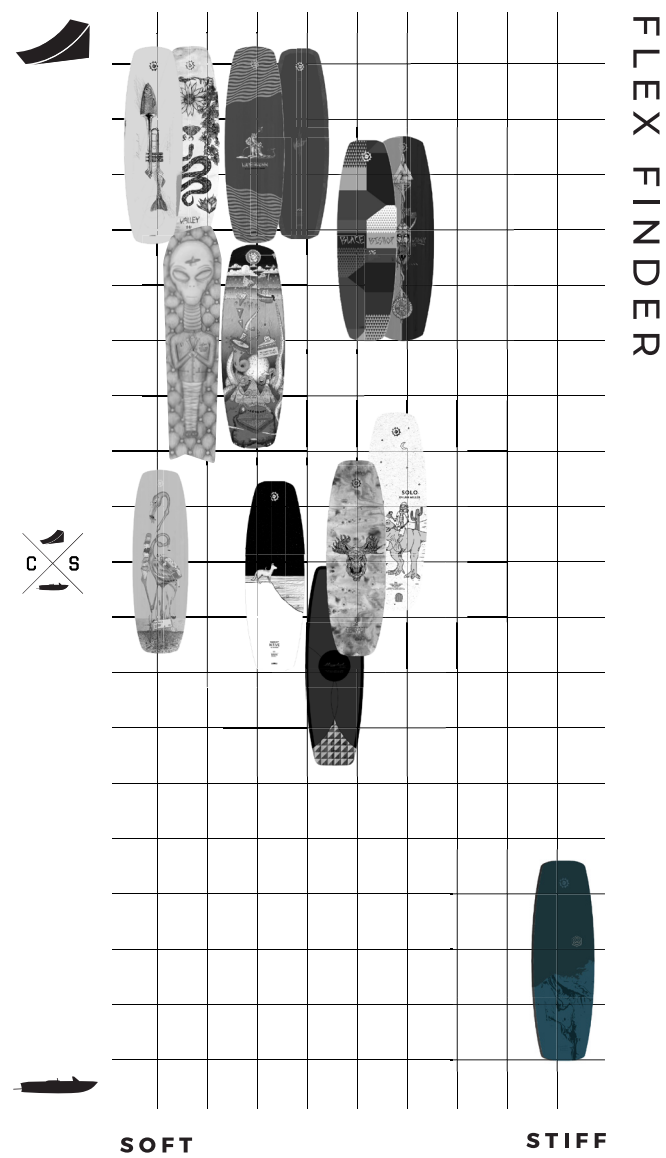
### **3-Stage Rocker Profile**

Slower board speed on the water, bigger pop off the wake. Ideal for boat riding or for locking into different sections of the flex on the cable on nose and tail presses.

6

### **Edge Enhancers**


Bolt on fins give riders the bite they need for holding an edge up the wake and added stability on landings down the endless liquid tabletops. Just don't get caught trying to nosepress these bad boys through the park.




# 2020 BUTTER BAR XR

The Butter Bar XR is our classic skim style, great as a first board, for learning your first spins and tricks or for seasoned riders looking for something a bit more free and playful that excels at skate style moves. The Butter bar comes with three 2" bolt on fins that can be configured multiple ways to customize the ride! The compact shape makes it easy to sink the butter bar below the surface and stick it to your feet for deepwater starts - excellent for first time wakesurfers. The Butter Bar XR is our classic skim style, great as a first board, for learning your first spins and tricks or for seasoned riders looking for something a bit more free and playful that excels at skate style moves. The Butter bar comes with three 2" bolt on fins that can be configured multiple ways to customize the ride! The compact shape makes it easy to sink the butter bar below the surface and stick it to your feet for deepwater starts - excellent for first time wakesurfers.

*\*The XR option features an inlaid carbon weave that gives the board a bit more stiffness and strength plus a lot more dockside appeal.*





# BUTTER BAR XR

4'4" | SKU 120235440

## WHY YOU'LL LOVE THE BUTTER BAR XR

Easy to learn with, fast board speed, keeps up with smaller wakes. The Butter bar is a great first board for most wakesurf boats and also excels with skate style tricks.

**Package includes:** Butter Bar XR Board, 3 X 2" (5.08 CM) G10 Tri-fin Set-up

### TECH CHART

## BUTTER BAR XR TECH

LENGTH (FT)	WIDTH (IN)	THICKNESS (IN)	VOLUME (L)	BOARD (LBS)
4'4"	21.25"	1 7/16"	8.0	7.2

# BUTTER BAR XR

## TECHNICAL FEATURES

1

### **Carbon Matrix Overlay for Strength and Style**

Lengthwise carbon stringers, top and bottom, provide strength and stiffness, carbon rails along the tail help prevent cracking, heel dents and damage from hard landings.

2

### **Customizable Fin Configurations**

The G10 Tri-fin setup can be run in a thruster, twin, or single fin configuration based on rider preferences.

3

### **Full EVA Deck Pad**

Smooth to the touch and GRIPPY WHEN WET, our new EVA deck-pads are not too soft and not too firm. Just the way we like it.

4

### **Double Concave Hull**

The double concave hull helps create traction without sacrificing speed, and also helps the board rock effortlessly from rail to rail.

5

### **Dual Cupped Rail Channels**

Located on the toe and heel rails of the boards, these channels give the board additional “bite” when digging into the face of the wave. They feel almost like a small cheater fin on the edge that helps keep you on the sweet spot of the wave and prevents slip-outs.

6

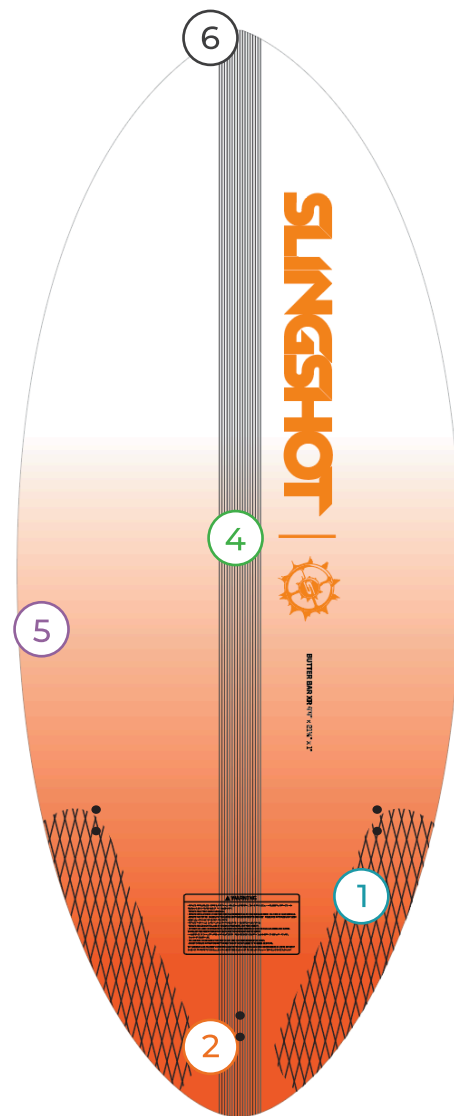
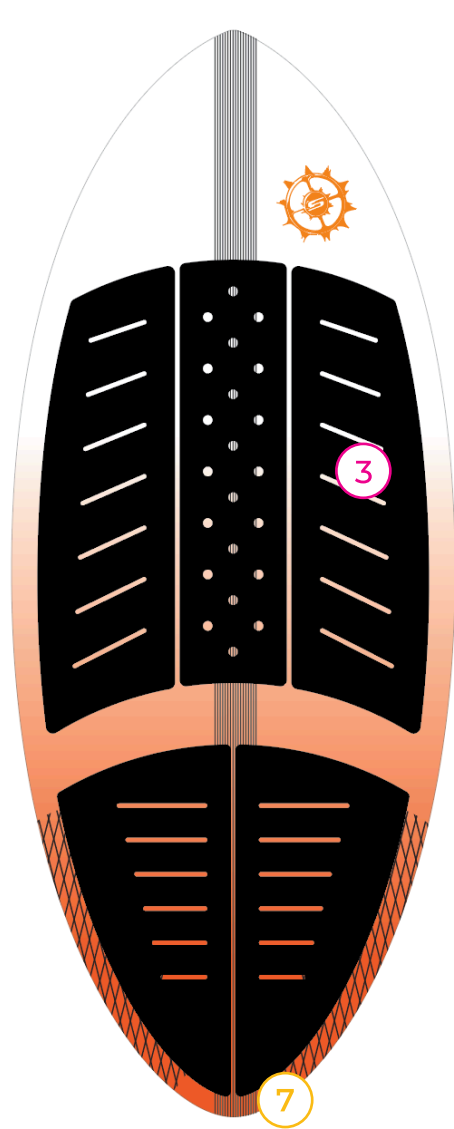
### **Mild Nose Rocker**

Just enough to keep you from pearling (nose diving) but not enough to slow down the board speed. The happy medium.

7

### **Pin Tail Design**

Traditional surfboard tail shape, easy to turn tight and carve aggressively on the wave, perfect for expert level carving on the face of the wave.



# 2020 BUTTER BAR

The Butter Bar is our classic skim style, great as a first board, for learning your first spins and tricks or for seasoned riders looking for something a bit more free and playful that excels at skate style moves. The Butter bar comes with three 2" bolt on fins that can be configured multiple ways to customize the ride. The compact shape makes it easy to sink the butter bar below the surface and stick it to your feet for deepwater starts - excellent for first time wakesurfers.





# BUTTER BAR

4'4" // 4'8" | SKU 120238

## WHY YOU'LL LOVE THE BUTTER BAR

Easy to learn with, fast board speed, keeps up with smaller wakes. The Butter bar is a great first board for most wakesurf boats and also excels with skate style tricks.

**Package includes:** Butter Bar Board, 3 X 2" (5.08 CM) G10 TRI-FIN SET-UP

## TECH CHART

## BUTTER BAR TECH

LENGTH (FT)	WIDTH (IN)	THICKNESS (IN)	VOLUME (L)	BOARD (LBS)
4'4"	21.25"	1 7/16"	8.0	6.1
4'8"	21.5"	1 7/16"	11.9	7

# BUTTER BAR

## TECHNICAL FEATURES

1

### Customizable Fin Configuration

The G10 Tri-fin setup can be run in a thruster, twin, or single fin configuration based on rider preferences.

2

### Full EVA Deck Pad

Smooth to the touch and GRIPPY WHEN WET, our new EVA deck-pads are not too soft and not too firm. Just the way we like it.

3

### Double Concave Hull

The double concave hull helps create traction without sacrificing speed, and also helps the board rock effortlessly from rail to rail.

4

### Dual Cupped Rail Channels

Located on the toe and heel rails of the boards, these channels give the board additional “bite” when digging into the face of the wave. They feel almost like a small cheater fin on the edge that helps keep you on the sweet spot of the wave and prevents slip-outs.

5

### Mild Nose Rocker

Just enough to keep you from pearling (nose diving) but not enough to slow down the board speed. The happy medium.

6

### Pin Tail Design

Traditional surfboard tail shape, easy to turn tight and carve aggressively on the wave, perfect for expert level carving on the face of the wave.



# 2020 GNARWHAL XR

The board of choice for progressive and aggressive riding, big wakes, big airs and all-around slashing. A short nose and fat tail give the gnarwhal tons of surface area and lift for its length, and makes it a master at generating speed and popping off the top of the lip. FCS II tooless fin boxes are installed in a quad configuration and can be customized down to a twin fin in a matter of seconds.

*\*The XR option features an inlaid carbon weave that gives the board a bit more stiffness and strength plus a lot more dockside appeal.*





# GNARWHAL XR

4'6" | SKU 120235460

## WHY YOU'LL LOVE THE GNARWHAL XR

The best board in our lineup for working the lip of the wave, generating speed, popping airs, and discovering your progressive surf style.

**Package includes:** Gnarwhal XR Board, 4 X 3.9" (9.9 CM) FCSII Quad-fin Set-up

### TECH CHART

## GNARWHAL XR TECH

LENGTH (FT)	WIDTH (IN)	THICKNESS (IN)	VOLUME (L)	BOARD (LBS)
4'6"	21"	1 ⅜"	19.1	5.9

# GNARWHAL XR

## TECHNICAL FEATURES

1

### **Carbon Matrix Overlay for Strength and Style**

Lengthwise carbon stringers, top and bottom, provide strength and stiffness, carbon rails along the tail help prevent cracking, heel dents and damage from hard landings.

2

### **Customizable Fin Configurations**

FCSII fins, choose from quad or twin fin. Customize your ride the way you like it.

3

### **Flat Nose / Fat Tail Progressive Surf Shape**

Allows our designers to pack for more surface area and volume into a shorter length board, fits easily into the pocket. This additional surface area is great for larger surfers or those looking for more “punch” off the lip.

4

### **Double Concave Hull**

The double concave hull helps create traction without sacrificing speed, and also helps the board rock effortlessly from rail to rail.

5

### **Fast Rocker Line**

The key to success when surfing small waves and being able to let go of the rope behind the boat.

6

### **EVA Deck Pad**

Smooth to the touch and GRIPPY WHEN WET, our new EVA deck-pads are not too soft and not too firm. Just the way we like it.

7

### **Dual Cupped Rail Channels**

Located on the toe and heel rails of the boards, these channels give the board additional “bite” when digging into the face of the wave. They feel almost like a small cheater fin on the edge that helps keep you on the sweet spot of the wave and prevents slip-outs.

8

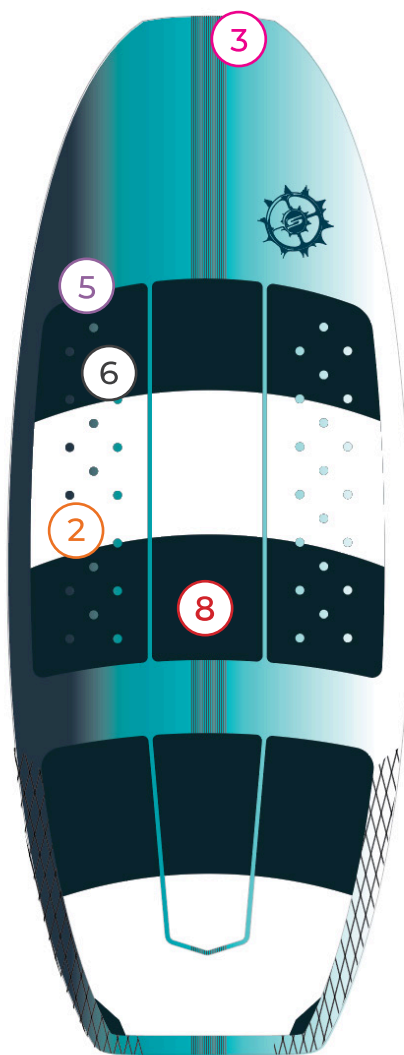
### **Center Spine**

Helps in the transition from toe to heel edge when rocking and rolling on the wave.

9

### **Aggressive Nose Rocker**

Prevents nose dives without sacrificing board speed, allowing aggressive style surfers to carve hard without the worry of burying the nose.



# 2020 GNARWHAL

The board of choice for progressive and aggressive riding, big wakes, big airs and all-around slashing. A short nose and fat tail give the Gnarwhal tons of surface area and lift for its short length, and makes it a master at generating speed and popping off the top of the lip. FCS II tooless fin boxes are installed in a quad configuration and can be customized down to a twin fin in a matter of seconds.





# GNARWHAL

4'6" // 4'10" | SKU 120236

## WHY YOU'LL LOVE THE GNARWHAL XR

The best board in our lineup for working the lip of the wave, generating speed, popping airs, and discovering your progressive surf style.

**Package includes:** Gnarwhal Board, 4 X 3.9" (9.9 CM) FCSII Quad-fin Set-up

### TECH CHART

## GNARWHAL TECH

LENGTH (FT)	WIDTH (IN)	THICKNESS (IN)	VOLUME (L)	BOARD (LBS)
4'6"	21"	1 ⅜"	19.1	5.9
4'10"	21"	1 ⅜"	20.4	6.75

# GNARWHAL

## TECHNICAL FEATURES

1

### **Customizable Fin Configurations**

FCSII fins, choose from quad or twin fin configurations. Customize your ride the way you like it.

2

### **Flat Nose / Fat Tail Progressive Surf Shape**

Allows our designers to pack for more surface area and volume into a shorter length board, fits easily into the pocket. This additional surface area is great for larger surfers or those looking for more “punch” off the lip.

3

### **Double Concave Hull**

The double concave hull helps create traction without sacrificing speed, and also helps the board rock effortlessly from rail to rail.

4

### **Fast Rocker Line**

The key to success when surfing small waves and being able to let go of the rope behind the boat.

5

### **EVA Deck Pad**

Smooth to the touch and GRIPPY WHEN WET, our new EVA deck-pads are not too soft and not too firm. Just the way we like it.

6

### **Dual Cupped Rail Channels**

Located on the toe and heel rails of the boards, these channels give the board additional “bite” when digging into the face of the wave. They feel almost like a small cheater fin on the edge that helps keep you on the sweet spot of the wave and prevents slip-outs.

7


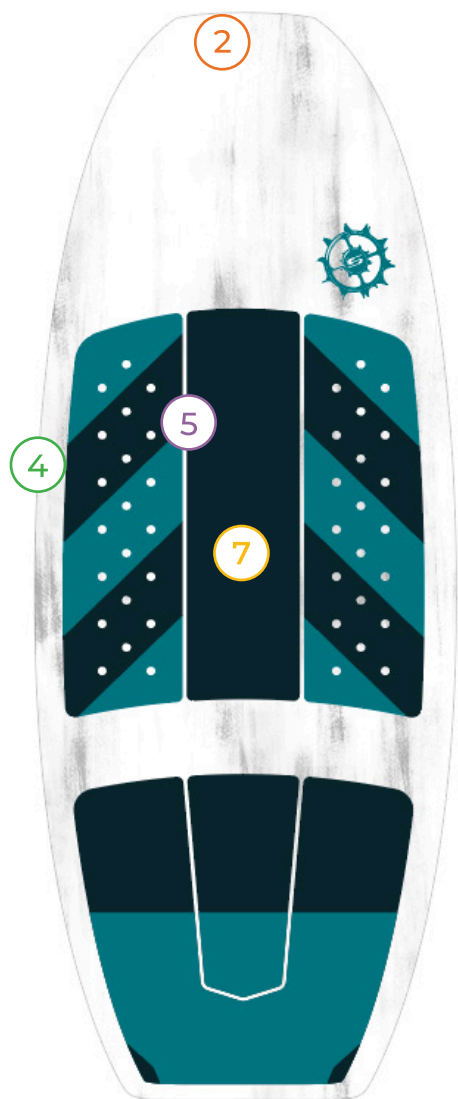
### **Center Spine**

Helps in the transition from toe to heel edge when rocking and rolling on the wave.

8

### **Aggressive Nose Rocker**

Prevents nose dives without sacrificing board speed, allowing aggressive style surfers to carve hard without the worry of burying the nose.



# 2020 COBRA CAT XR

The Cobra Cat is a classic surf shape design for all those Slater types looking to carve hard and deep for a completely agile wave-shaving performance. The pulled in tail allows surfers to turn tighter in the pocket and flow from rail to rail without interruption. The Cobra Cat features a thruster FCS II fin configuration, making customization a possibility in a matter of seconds. Looking for a loose and playful release off the top? Run the twin fin setup ... Want more drive off the lip and more stability for beginners? Run it as a thruster

*\*The XR option features an inlaid carbon weave that gives the board a bit more stiffness and strength plus a lot more dockside appeal.*





# COBRA CAT XR

4'8" | SKU 120235480

## WHY YOU'LL LOVE THE COBRA CAT XR

A classic shape everyone on the boat will enjoy. It's agile and snappy and has plenty of speed for tossing the rope and surfing behind most decent waves.

---

**Package includes:** Cobra Cat XR Board, 3 X 3.9" (9.9 CM) FCSII Tri-fin Set-up

## TECH CHART

## COBRA CAT XR TECH

LENGTH (FT)	WIDTH (IN)	THICKNESS (IN)	VOLUME (L)	BOARD (LBS)
4'8"	21"	1 7/16"	18.8	5.7

# COBRA CAT XR

## TECHNICAL FEATURES

1

### **Carbon Matrix Overlay for Strength and Style**

Gives the board increased torsional strength and adds the bling it needs to stand out from the peasants.

2

### **Customizable Fin Configurations**

FCSII fins, choose from thruster, twin fin or single fin configurations. Customize your ride the way you like it.

3

### **EVA Deck Pad**

Smooth to the touch and GRIPPY WHEN WET, our new EVA deck-pads are not too soft and not too firm. Just the way we like it.

4

### **Double Concave Hull**

The double concave hull helps create traction without sacrificing speed, and also helps the board rock effortlessly from rail to rail.

5

### **Center Spine**

Helps in the transition from toe to heel edge when rocking and rolling on the wave.

6

### **Dual Cupped Rails Channels**

Located on the toe and heel rails of the boards, these channels give the board additional "bite" when digging into the face of the wave. They feel almost like a small cheater fin on the edge that helps keep you on the sweet spot of the wave and prevents slip-outs.

7

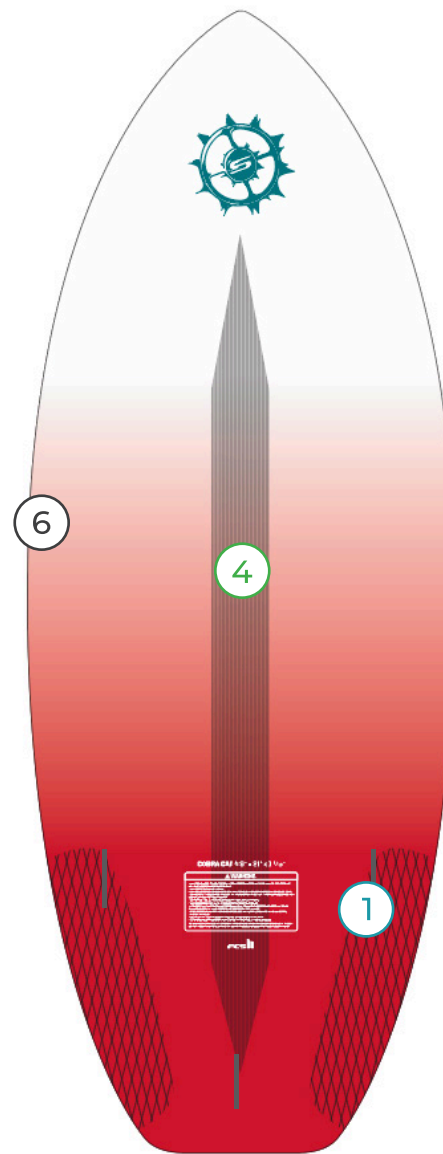
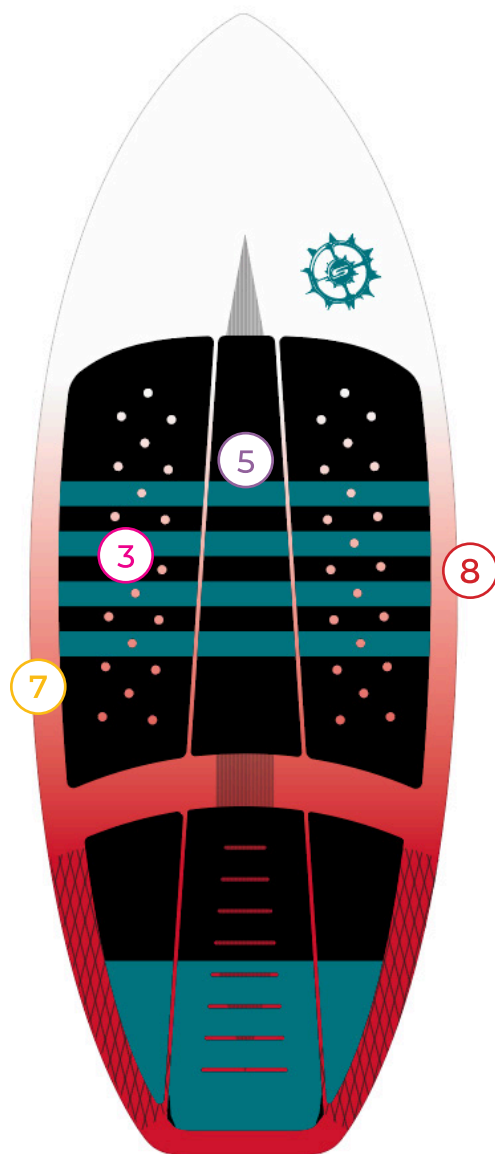
### **Classic Surf Shape**

If it aint broke, don't fix it! The classic pointed nose and pulled in pin tail idesign, is a blast to surf from rail to rail, allowing surfers to bank turns in the pocket with ease.

8

### **Fast Rocker Line**

The key to success when surfing small waves and being able to let go of the rope behind the boat.



# 2020 COBRA CAT

The Cobra Cat is a classic surf shape design for all those Slater types looking to carve hard and deep for a completely agile wave-shaving performance. The pulled in tail allows surfers to turn tighter in the pocket and flow from rail to rail without interruption. The Cobra Cat features a thruster FCS II fin configuration, making customization a possibility in a matter of seconds. Looking for a loose and playful release off the top? Run the twin fin setup ... Want more drive off the lip and more stability for beginners? Run it as a thruster.





# COBRA CAT

4'8" // 5'0" | SKU 120237

## WHY YOU'LL LOVE THE COBRA CAT

A classic shape everyone on the boat will enjoy. It's agile and snappy and has plenty of speed for tossing the rope and shredding proper freshwater swells.

**Package includes:** Cobra Cat Board, 3 X 3.9" (9.9 CM) FCSII Tri-fin Set-up

## TECH CHART

## COBRA CAT TECH

LENGTH (FT)	WIDTH (IN)	THICKNESS (IN)	VOLUME (L)	BOARD (LBS)
4'8"	21"	1 7/16"	18.8	5.7
5'0"	21"	1 7/16"	20.2	6.5

# COBRA CAT

## TECHNICAL FEATURES

1

### **Customizable Fin Configurations**

FCSII fins, choose from thruster, twin fin or single fin configurations. Customize your ride the way you like it.

2

### **EVA Deck Pad**

Smooth to the touch and GRIPPY WHEN WET, our new EVA deck-pads are not too soft and not too firm. Just the way we like it.

3

### **Double Concave Hull**

The double concave hull helps create traction without sacrificing speed, and also helps the board rock effortlessly from rail to rail.

4

### **Center Spine**

Helps in the transition from toe to heel edge when rocking and rolling on the wave.

5

### **Dual Cupped Rail Channels**

Located on the toe and heel rails of the boards, these channels give the board additional "bite" when digging into the face of the wave. They feel almost like a small cheater fin on the edge that helps keep you on the sweet spot of the wave and prevents slip-outs.

6

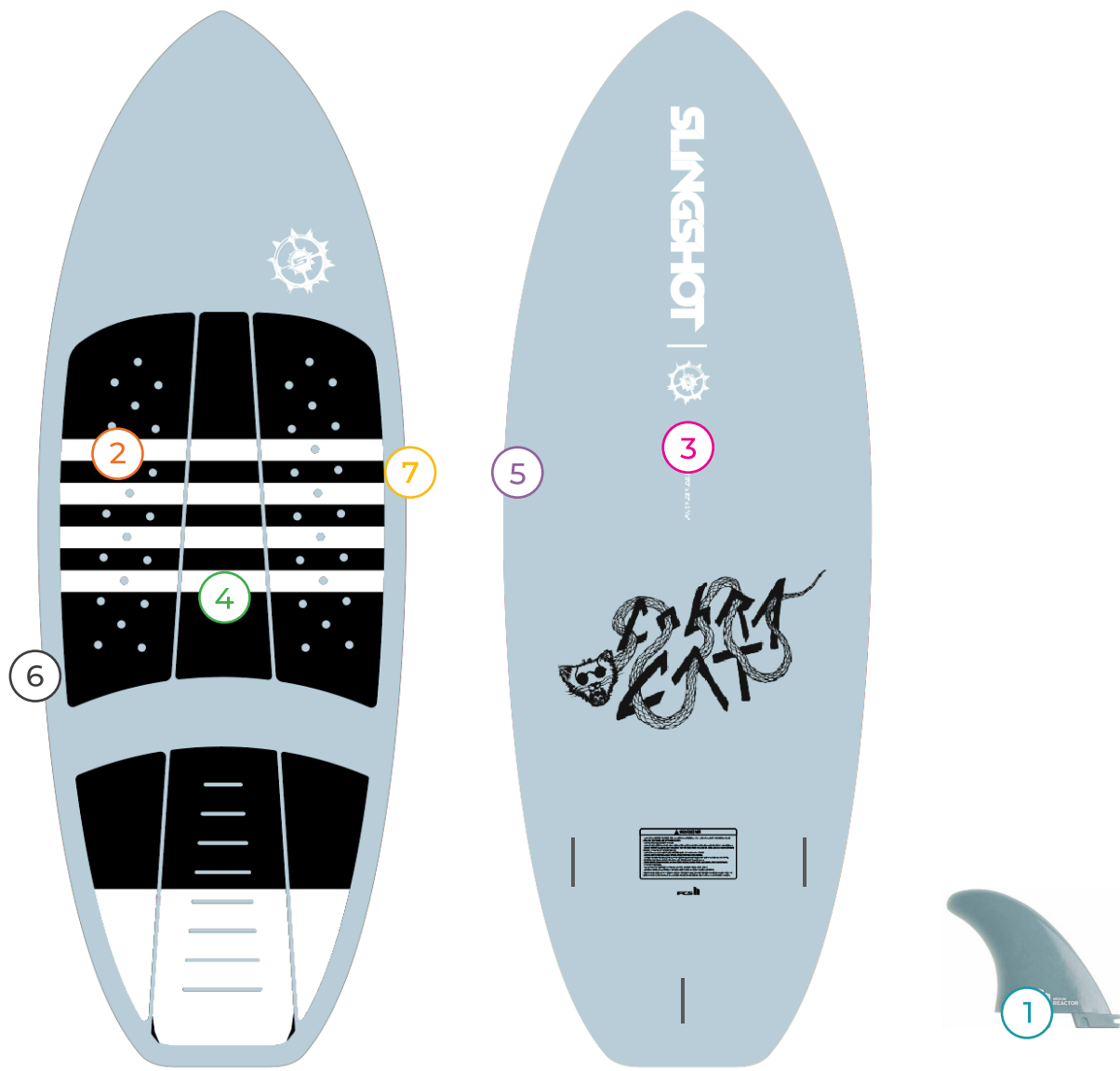
### **Classic Surf Shape**

If it aint broke, don't fix it! The classic pointed nose and pulled in pin tail design, is a blast to surf from rail to rail, allowing surfers to bank turns in the pocket with ease.

7

### **Fast Rocker Line**

The key to success when surfing small waves and being able to let go of the rope behind the boat.




# 2020 COASTER XR

The mission with the coaster is just that- to coast. Anywhere, any time, any boat. It's an enlarged skim-inspired design with a flat rocker line and plenty of surface area, perfect for anyone with a less-than-desirable surf wave or having trouble letting go of the rope and keeping up with the wake.

*\*The XR option features an inlaid carbon weave that gives the board a bit more stiffness and strength plus a lot more dockside appeal.*





# COASTER XR

5'0" | SKU 120235500

## WHY YOU'LL LOVE THE COASTER XR

The best board in our lineup for surfing waves that aren't perfect or for riders who are having trouble letting go of the rope and surfing successfully - in a high end upgraded construction

**Package includes:** Coaster XR Board, 3 X 2" (5.08 CM) G10 Tri-fin Set-up

### TECH CHART

## COASTER XR TECH

LENGTH (FT)	WIDTH (IN)	THICKNESS (IN)	VOLUME (L)	BOARD (LBS)
5'0"	21"	1"	19	8

# COASTER XR

## TECHNICAL FEATURES

1

### **Carbon Matrix Overlay for Strength and Style**

Lengthwise carbon stringers, top and bottom, provide strength and stiffness, carbon rails along the tail help prevent cracking, heel dents and damage from hard landings.

2

### **Customizable Fin Configuration**

The G10 Tri-fin setup can be run in a thruster, twin, or single fin configuration based on rider preferences.

3

### **Large Surface Area**

Bigger surface areas help support more weight and surf smaller waves. Increasing your surface area increases your support on the surface of the water and prevents sinking, the key to success for larger surfers or surfing smaller waves!

4

### **Mild Nose Rocker**

Just enough to keep you from pearling (nose diving) but not enough to slow down the board speed. The happy medium.

5

### **Fast Rocker Lines**

The key to success when surfing small waves and being able to let go of the rope behind the boat.

6

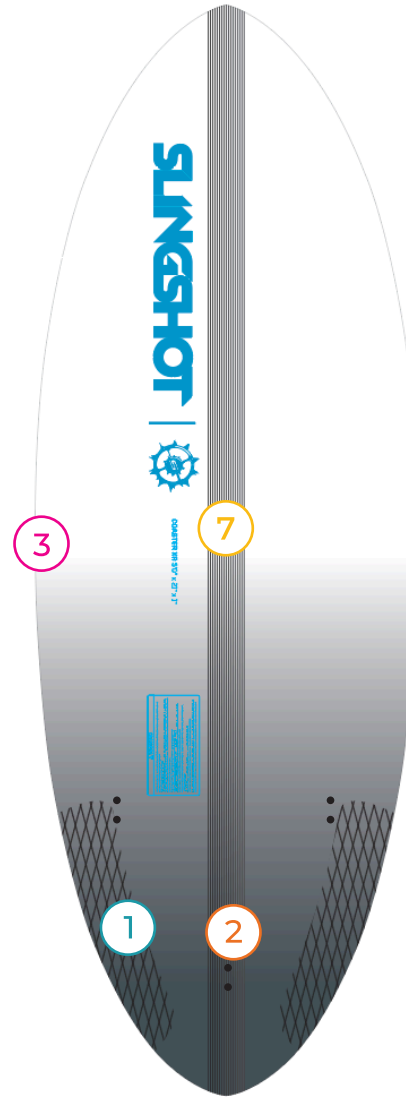
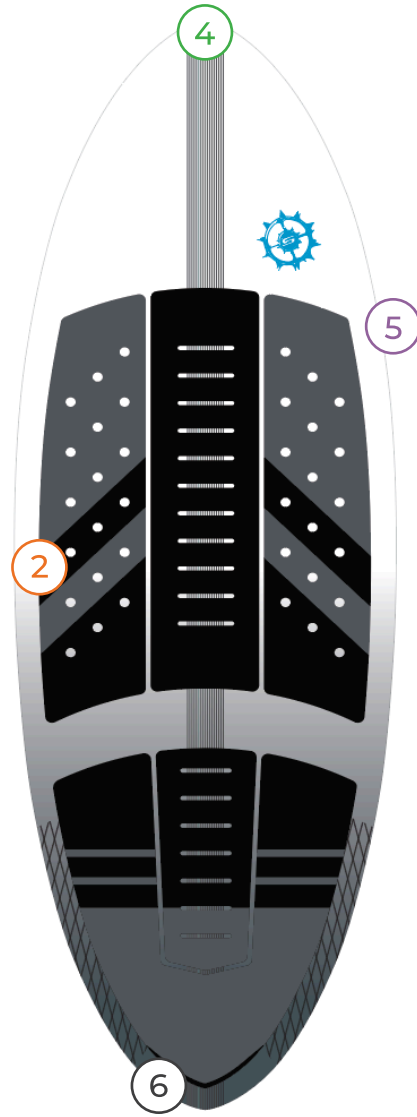
### **Pin Tail Design**

Traditional surfboard tail shape, easy to turn tight and carve aggressively on the wave, perfect for expert level carving on the face of the wave.

7

### **Double Concave Hull**

The double concave hull helps create traction without sacrificing speed, and also helps the board rock effortlessly from rail to rail.



# 2020 COASTER

The mission with the coaster is just that - to coast. Anywhere, any time, any boat. It's an enlarged skim-inspired design with a flat rocker line and plenty of surface area, perfect for anyone with a less-than-desirable surf wave or having trouble letting go of the rope and keeping up with the wake.





# COASTER

5'0" // 5'3" | SKU 120239

## WHY YOU'LL LOVE THE COASTER

The best board in our lineup for surfing waves that aren't perfect or for riders who are having trouble letting go of the rope and surfing successfully.

---

**Package includes:** Coaster Board, 3 X 2" (5.08 CM) G10 Tri-fin Set-up

### TECH CHART

## COASTER TECH

LENGTH (FT)	WIDTH (IN)	THICKNESS (IN)	VOLUME (L)	BOARD (LBS)
5'0"	21"	1"	19	7.4
5'3"	21.5"	1 3/8"	20.4	7.9

# COASTER

## TECHNICAL FEATURES

1

### **Customizable Fin Configuration**

The G10 Tri-fin setup can be run in a thruster, twin, or single fin configuration based on rider preferences.

2

### **Large Surface Area**

Bigger surface areas help support more weight and surf smaller waves. Increasing your surface area increases your support on the surface of the water and prevents sinking, the key to success for larger surfers or surfing smaller waves!

3

### **Mild Nose Rocker**

Just enough to keep you from pearling (nose diving) but not enough to slow down the board speed. The happy medium.

4

### **Fast Rocker Lines**

The key to success when surfing small waves and being able to let go of the rope behind the boat.

5

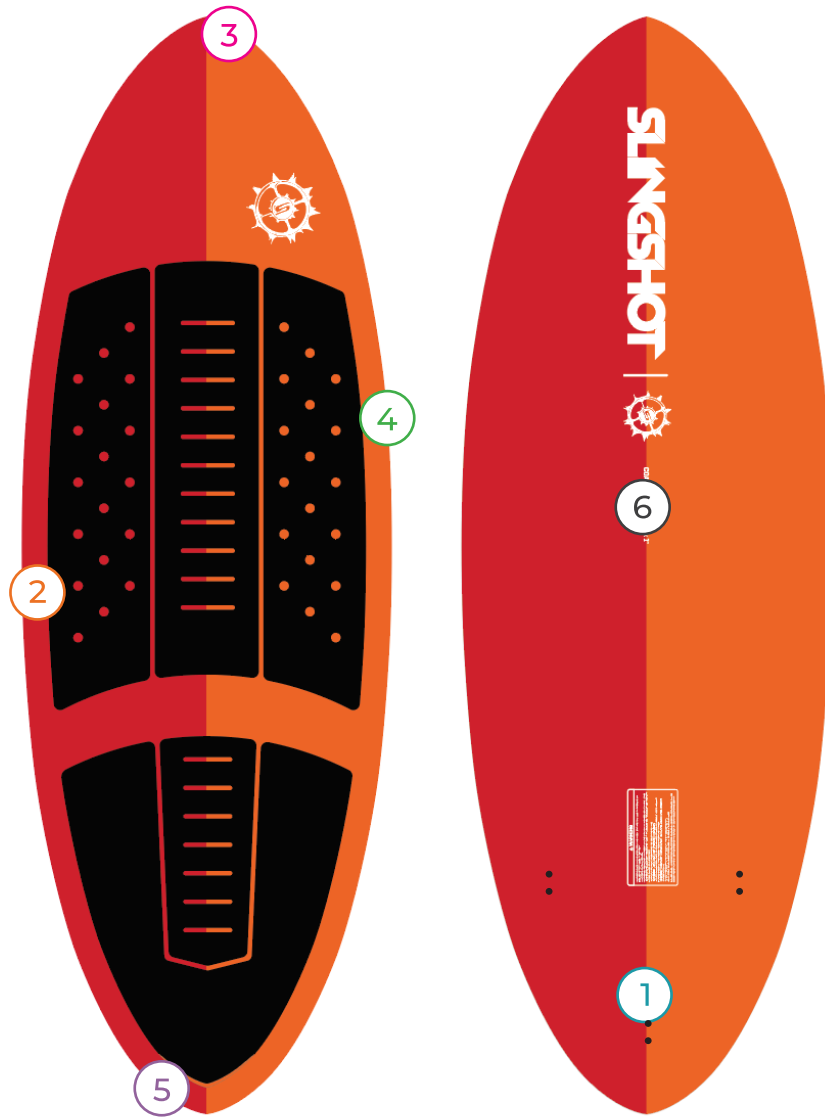
### **Pin Tail Design**

Traditional surfboard tail shape, easy to turn tight and carve aggressively on the wave, perfect for expert level carving on the face of the wave.

6

### **Double Concave Hull**

The double concave hull helps create traction without sacrificing speed, and also helps the board rock effortlessly from rail to rail.



*2020* **WAKE**

**SLINGSHOT** | 